

# Tecnologías Wi-Fi

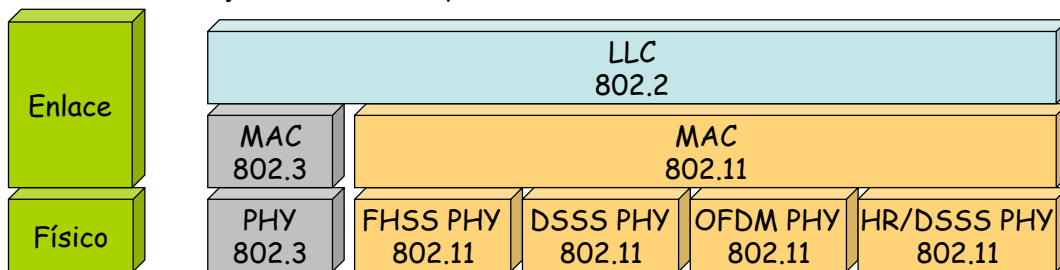
Area de Ingeniería Telemática  
<http://www.tlm.unavarra.es>

Grado en Ingeniería en Tecnologías de  
Telecomunicación, 3º

## 802.11: Nivel físico

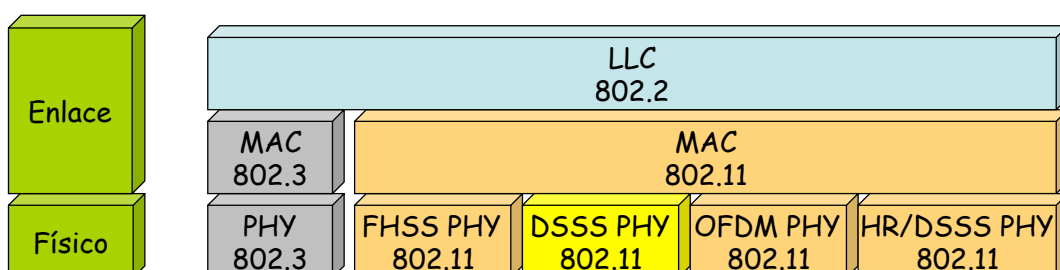
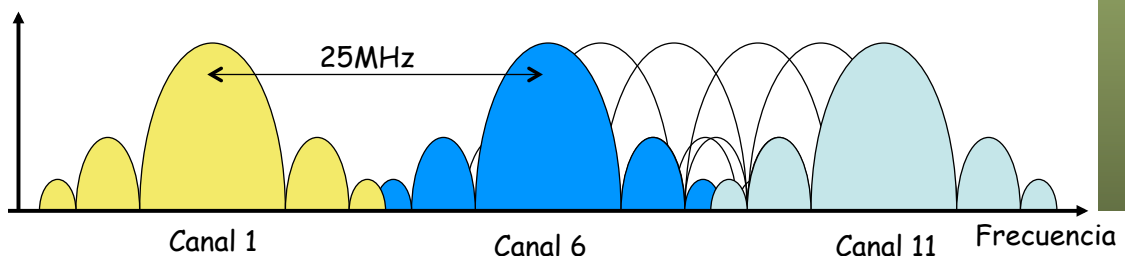
# Estándar Wireless LANs

- IEEE 802.11 (1999)
- LAN basada en medio inalámbrico
- Certificación de la Wi-Fi Alliance
  - <http://www.wi-fi.org/>
  - Fundada en 1999 por 3com, Intersil, Lucent Tech, Nokia y Symbol Tech
  - Hoy más de 350 compañías miembro
- Hay diferentes niveles físicos posibles
- MAC 802.11 es común a todos ellos
- MAC intenta ofrecer un acceso justo al medio
- El nivel físico está dividido en dos subniveles:
  - PLCP: Physical Layer Convergence Procedure
  - PMD: Physical Medium Dependent



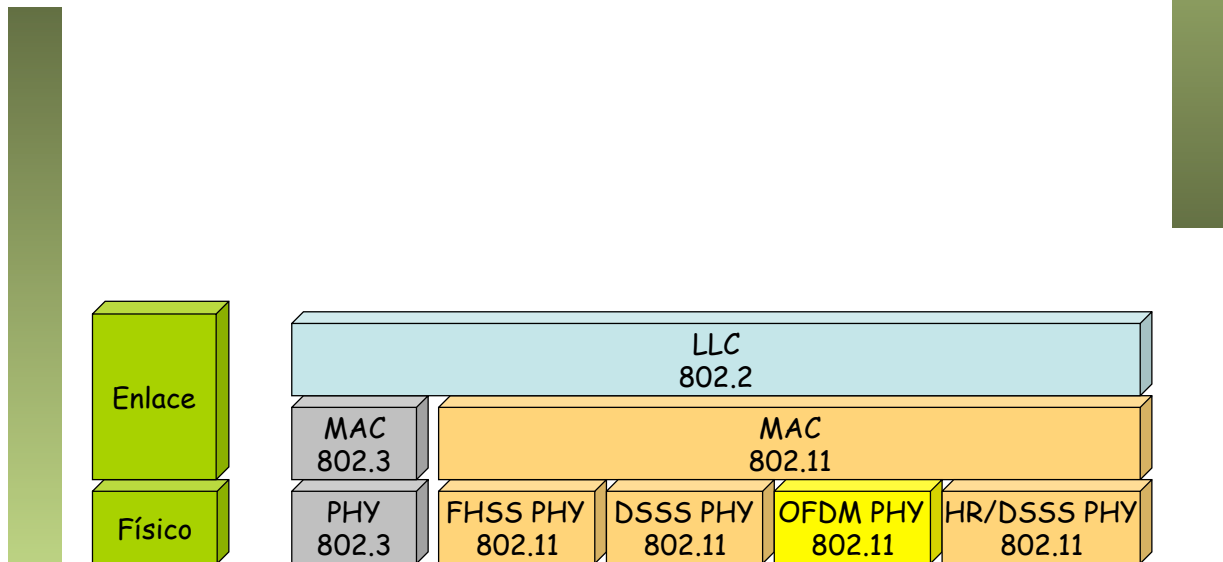
## 802.11b

- Banda de 2.4GHz
- HR/DSSS = *High Rate Direct-Sequence Spread Spectrum* (hasta 11Mbps)
- En EEUU 11 canales (14 en Japón, 13 en Europa-ETSI)
- BW aprox. de un canal menor de 25MHz (atenuación mayor de 30dB)
- Separación entre canales de 5MHz
- Canales 1-6-11 tienen ya escasa interferencia



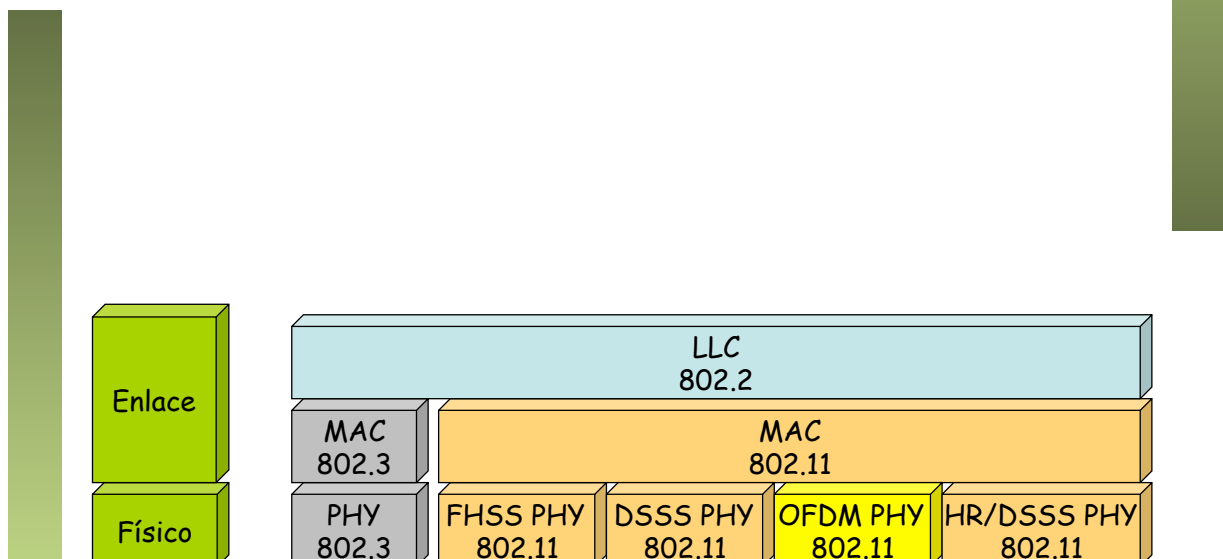
# 802.11a

- Banda de 5GHz
- OFDM = *Orthogonal Frequency Division Multiplexing*
- En torno a 23 canales (unos 12 que no se solapan)
- Añade a las velocidades de 802.11b: 6, 9, 12, 18, 24, 36, 48 y 54 Mbps



# 802.11g

- 2.4GHz compatible con 802.11b
- Añade OFDM con velocidades como 802.11a (hasta 54Mbps)
- Mismos canales que 802.11b
- Lo mejor es seleccionar uno de entre 1-6-11 que comparta con menor número de otras WLANs



# 802.11n



- La modificación es grande
- Al incorporarla (en 2009) se duplicó el tamaño del estándar
- 802.11-2007 tenía unas 1200 páginas
- 802.11-2012 tiene 2793
- Con muchas características opcionales
- Eso quiere decir que seguramente muchos equipos no implementen todas
- Además la electrónica ha tenido que ir añadiéndolas

IEEE STANDARDS ASSOCIATION



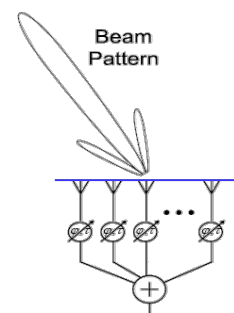
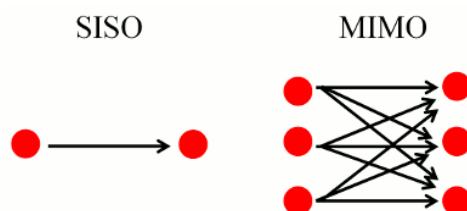
IEEE Standard for Information technology—  
Telecommunications and information exchange between systems  
Local and metropolitan area networks—  
Specific requirements

## Part 11: Wireless LAN Medium Access Control (MAC) and Physical Layer (PHY) Specifications

# 802.11n



- Tanto en 2.4 GHz como 5 GHz
- Compatible con 802.11a/b/g
- Canales de diferente BW (20MHz, 40 MHz)
- En 2.4GHz hasta 3 canales que no se solapan (solo uno de 40MHz)
- En 5GHz hasta 21 (unos 9 si son de 40MHz)
- MIMO
  - *Multiple Input Multiple Output*
  - Hasta 4 *streams* espaciales
  - No confundir con *antenna diversity*, es decir, tener múltiples antenas y emplear la que reciba mayor potencia (esto ya en equipos 802.11a/b/g)
- Permite *beamforming* (baja compatibilidad entre fabricantes)
- No solo trae mejoras en el nivel físico sino también en MAC



# 802.11n



- Hay 10 páginas en 802.11-2012 con tablas sobre las velocidades posibles según el ancho de banda, la codificación, el nivel de corrección de errores...
- En canal de 40 MHz con 4 streams espaciales, 64-QAM y codificación 5/6 podrían alcanzarse los 540 Mbps (esto es lo máximo)
- Hoy en día lo normal es hasta 3 streams con lo que máximos de 450Mbps

Table 20-44—MCS parameters for optional 40 MHz,  $N_{SS} = 4$ , UEQAM

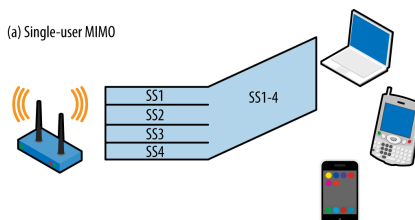
MCS Index	Modulation				$R$	$N_{BPSC}$	$N_{SD}$	$N_{SP}$	$N_{CBPS}$	$N_{DBPS}$	$N_{ES}$	Data rate (Mb/s)	
	Stream 1	Stream 2	Stream 3	Stream 4								800 ns GI	400 ns GI
53	16-QAM	QPSK	QPSK	QPSK	1/2	10	108	6	1080	540	1	135	150
54	16-QAM	16-QAM	QPSK	QPSK	1/2	12	108	6	1296	648	1	162	180
55	16-QAM	16-QAM	16-QAM	QPSK	1/2	14	108	6	1512	756	1	189	210
56	64-QAM	QPSK	QPSK	QPSK	1/2	12	108	6	1296	648	1	162	180
57	64-QAM	16-QAM	QPSK	QPSK	1/2	14	108	6	1512	756	1	189	210

# 802.11ac

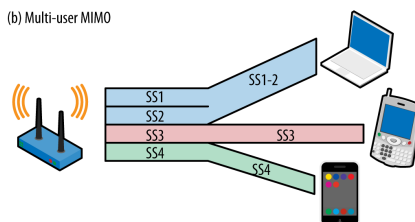


- Estándar IEEE de 2013, solo 802.11ac son 425 páginas
- En 5 GHz, canales de 20, 40, 80 ó 160 MHz
- 2 canales de 80 MHz o 1 canal de 160 MHz (no caben en la banda de 2.4 GHz)
- Se puede enviar hasta a 4 receptores simultáneamente (Multi-User MIMO o MU-MIMO)
- Los dispositivos suelen a la vez soportar 802.11n

(a) Single-user MIMO



(b) Multi-user MIMO



# 802.11ac

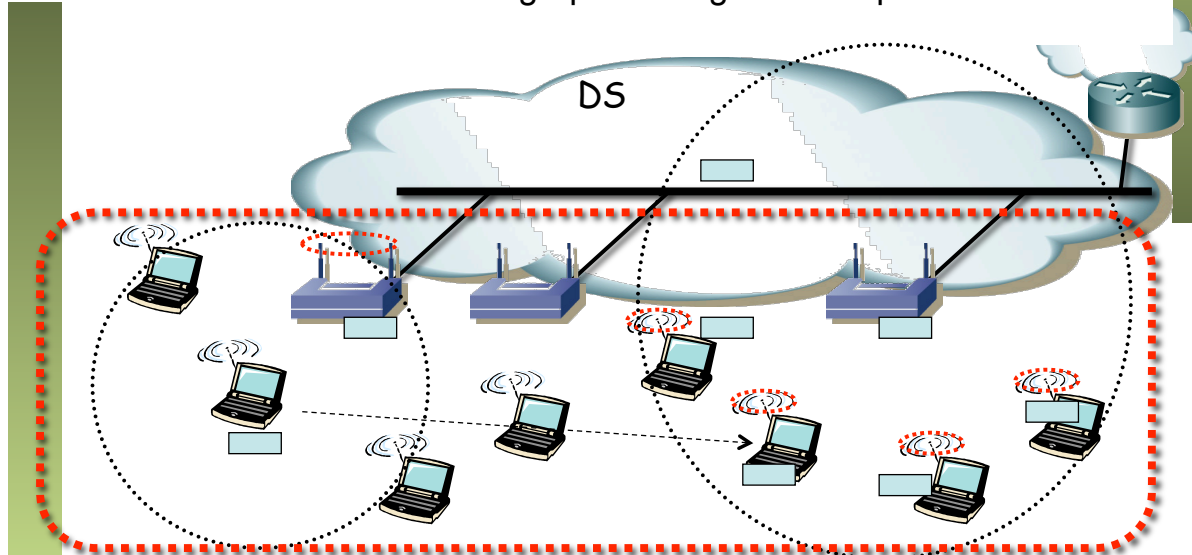
- Hay 16 páginas en 802.11ac con tablas sobre las velocidades posibles
- En canal de 160 MHz con 8 streams espaciales, 256-QAM y codificación 5/6 podrían alcanzarse los 6.9 Gbps (esto es lo máximo)
- Hoy en día lo normal es hasta canal de 80 MHz con 3 streams y eso da hasta 1.3Gbps compartidos
- En canal de 80 MHz se podría esperar hasta 500Mbps a una estación
- En general no hay cambios al nivel MAC
- Equipos por “oleadas” (wave 1 y wave 2)

Technology	20 MHz <sup>[a]</sup>	40 MHz	80 MHz	160 MHz
802.11b	11 Mbps			
802.11a/g	54 Mbps			
802.11n (1 SS)	72 Mbps	150 Mbps		
802.11ac (1 SS)	87 Mbps	200 Mbps	433 Mbps	867 Mbps
802.11n (2 SS)	144 Mbps	300 Mbps		
802.11ac (2 SS)	173 Mbps	400 Mbps	867 Mbps	1.7 Gbps
802.11n (3 SS)	216 Mbps	450 Mbps		
802.11ac (3 SS)	289 Mbps	600 Mbps	1.3 Gbps	2.3 Gbps <sup>[b]</sup>
802.11n (4 SS) <sup>[c]</sup>	289 Mbps	600 Mbps		
802.11ac (4 SS)	347 Mbps	800 Mbps	1.7 Gbps	3.5 Gbps
802.11ac (8 SS)	693 Mbps	1.6 Gbps	3.4 Gbps	6.9 Gbps

[http://chimera.labs.oreilly.com/books/1234000001739/ch02.html#ac\\_data\\_rate\\_matrix](http://chimera.labs.oreilly.com/books/1234000001739/ch02.html#ac_data_rate_matrix)

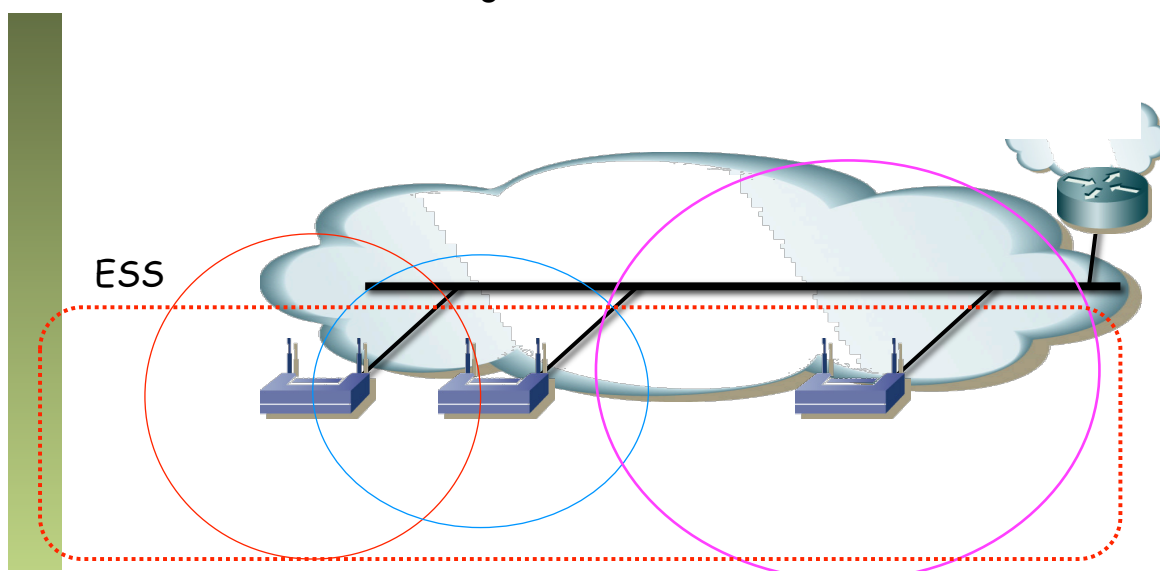
# Topologías

- Topologías:
  - *Independent Basic Service Sets (IBSSs) o Ad Hoc BSS*
  - *Basic Service Sets (BSSs) o Infraestructure BSS*
  - *Extended Service Sets (ESSs)*
- Un *Service Set* es una agrupación lógica de dispositivos



# Movilidad

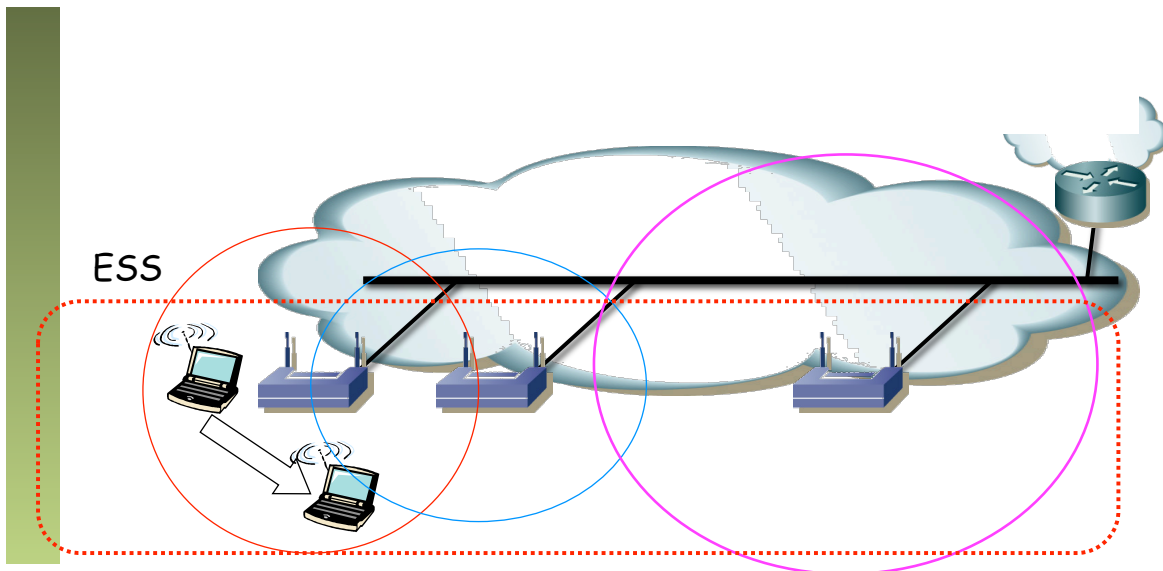
- 802.11 ofrece movilidad en el subnivel MAC
- Transparente para los niveles superiores (para LLC parece una LAN cableada)
- Todo el contenido de un ESS es la misma LAN
- El ESS sabe hacer llegar una trama a donde esté el destino



# Movilidad

## Sin transición

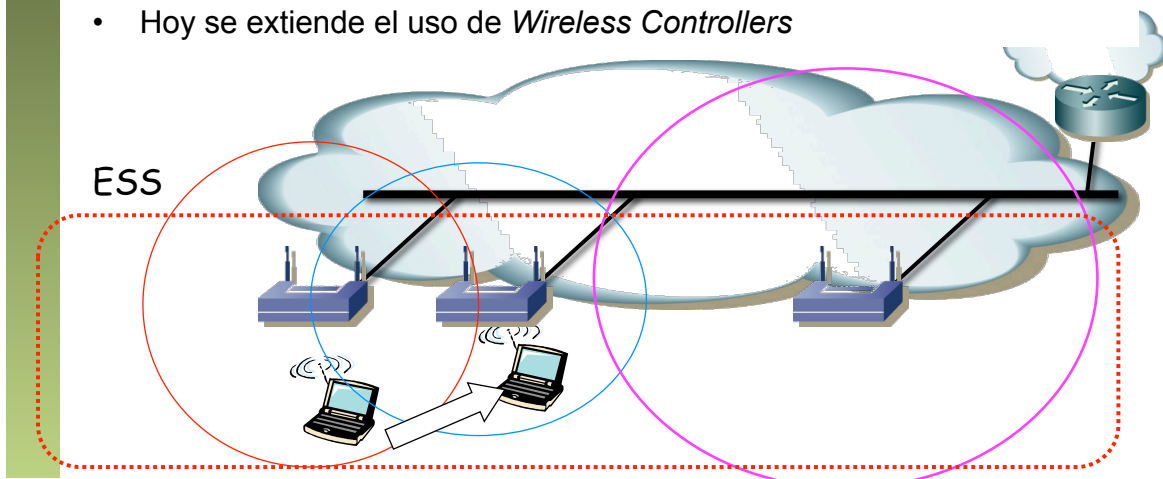
- Estaciones se mueven dentro del área de cobertura de un mismo AP



# Movilidad

## Transición BSS

- Estaciones se mueven dentro de un mismo ESS cambiando de AP
- Reasociación, normalmente al detectar otro AP con más potencia
- Requiere cooperación entre los APs para conocer a cuál se encuentra asociado el usuario
- Durante bastante tiempo esa cooperación no estuvo estandarizada (802.11F pero retirado en 2006)
- Hoy se extiende el uso de *Wireless Controllers*

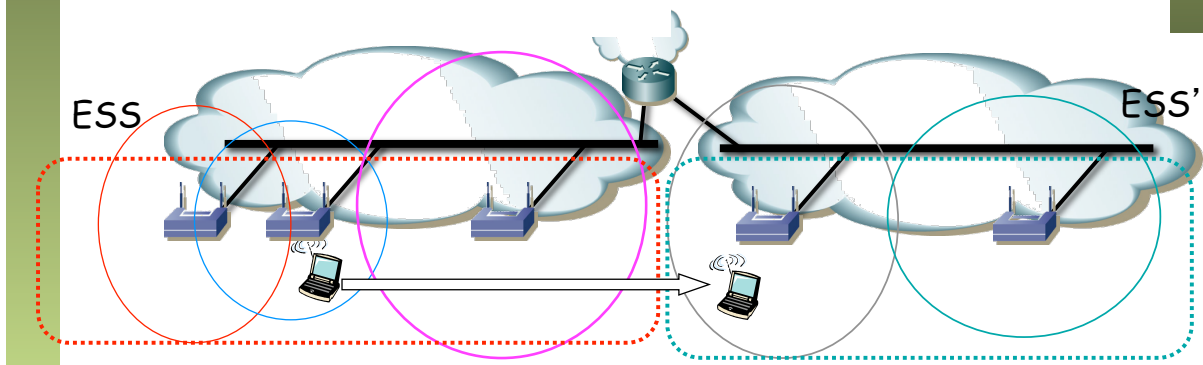




# Movilidad

## Transición ESS

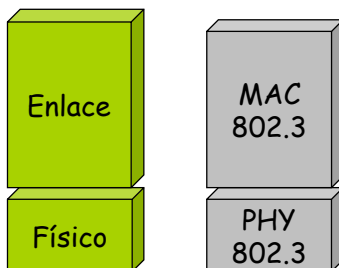
- De un ESS a otro distinto
- No soportado por 802.11
- Comunicación de capas superiores se ve interrumpida
- Se creará una nueva asociación y nueva configuración de red
- Para TCP/IP existe la posibilidad de *Mobile IP*



# Subnivel MAC

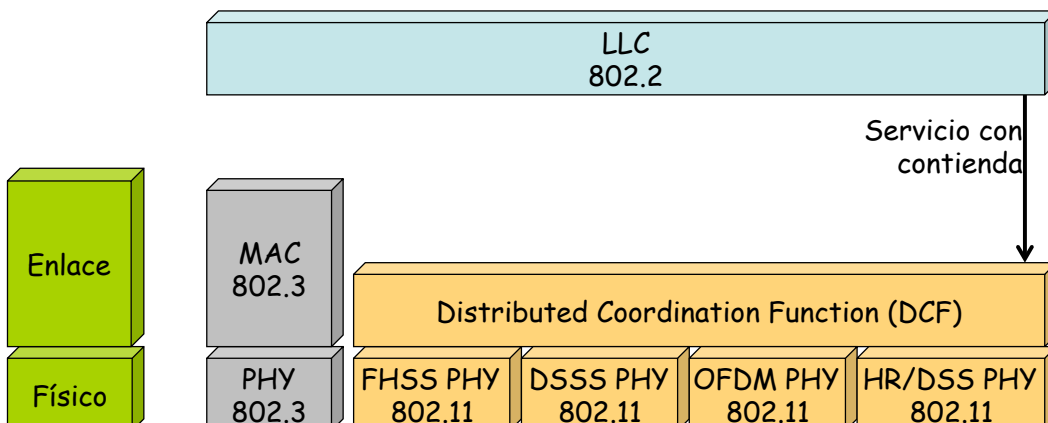
## Conveniente un cierto conocimiento en detalle:

- Para comprender las diferentes soluciones para hacer la red segura
- Para solucionar problemas de red (*packet sniffing*)
- Para poder optimizar parámetros de la misma
- Para ajustar parámetros de los drivers
- Para comprender las mejoras que se van ofreciendo en nuevos productos y estándares



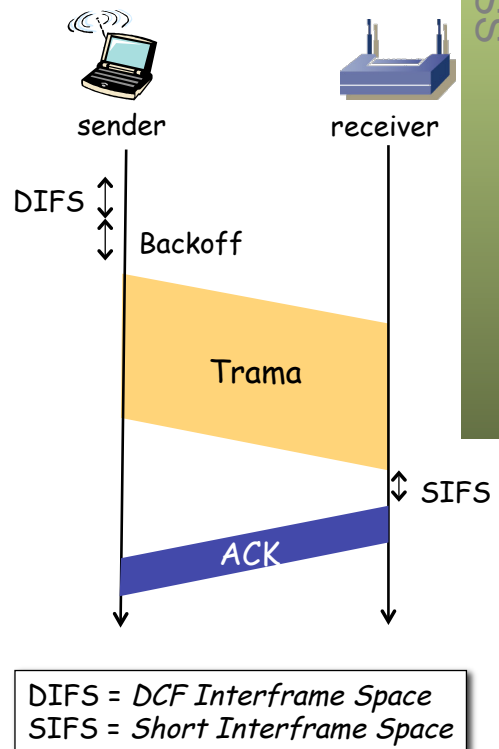
# Subnivel MAC

- IEEE 802.3 (Ethernet) usa CSMA/CD
- IEEE 802.11 (Wi-Fi):
  - DCF = *Distributed Coordination Function*
    - CSMA/CA = *Carrier Sense Multiple Access / Collision Avoidance*
    - *Mandatory*
    - Modo infraestructura o *ad-hoc*
    - Emplea confirmaciones positivas (ACKs)



# CSMA/CA

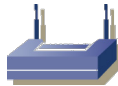
- **Carrier Sense:** Si se detecta el medio inactivo durante el tiempo suficiente (DIFS) la estación puede enviar una trama
- **Random Backoff:** Si durante el DIFS el medio está activo, espera a que esté libre, espera un DIFS y genera un valor al azar de tiempo que espera (entre  $CW_{min}$  y  $CW$ ) (*collision avoidance*)
- Si el medio sigue libre envía la trama
- Destinatario espera un tiempo (SIFS, con  $SIFS < DIFS$ ) y envía una confirmación
- Si no recibe ACK duplica  $CW$ , genera un nuevo backoff aleatorio, espera y retransmite



Wi-Fi: Tráfico en un *ping* entre dos terminales inalámbricos

# Ping entre dos terminales WiFi

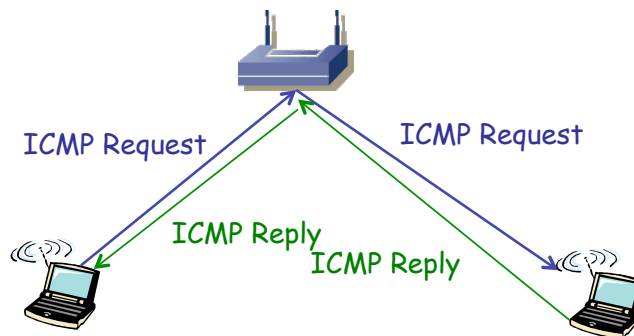
No.	Time	Arrival Time	Source	Destination	Length	Data rate	Transmitter address	Receiver address	Source address	Receiver address	Info
1	0.00000000	0.00000000	192.168.1.100	192.168.1.101	134	12	00:13:f7:54:32:01	00:13:10:92:a8:60	00:13:f7:54:32:01	00:13:f7:54:33:53	Echo (ping) request id=0x099a,...
2	0.00016446	0.00016446		SmcNetwo_54:32:01 ..	28	12		00:13:f7:54:32:01			Acknowledgement, Flags=.....
3	0.00027064	0.00025368	192.168.1.100	192.168.1.101	134	48	00:13:10:92:a8:60	00:13:f7:54:33:53	00:13:f7:54:32:01	00:13:f7:54:33:53	Echo (ping) request id=0x099a,...
4	0.00028757	0.00017793		Cisco-L1_92:a8:60 ..	28	24		00:13:10:92:a8:60			Acknowledgement, Flags=.....
5	0.000314591	0.00026734	192.168.1.101	192.168.1.100	134	54	00:13:f7:54:33:53	00:13:10:92:a8:60	00:13:f7:54:33:53	00:13:f7:54:32:01	Echo (ping) reply id=0x099a,...
6	0.000390506	0.000075915		SmcNetwo_54:33:53 ..	28	24		00:13:f7:54:33:53			Acknowledgement, Flags=.....
7	0.000728395	0.000337889	192.168.1.101	192.168.1.100	134	54	00:13:10:92:a8:60	00:13:f7:54:32:01	00:13:f7:54:33:53	00:13:f7:54:32:01	Echo (ping) reply id=0x099a,...
8	0.000745338	0.000016943		Cisco-L1_92:a8:60 ..	28	24		00:13:10:92:a8:60			Acknowledgement, Flags=.....



# Ping entre dos terminales WiFi

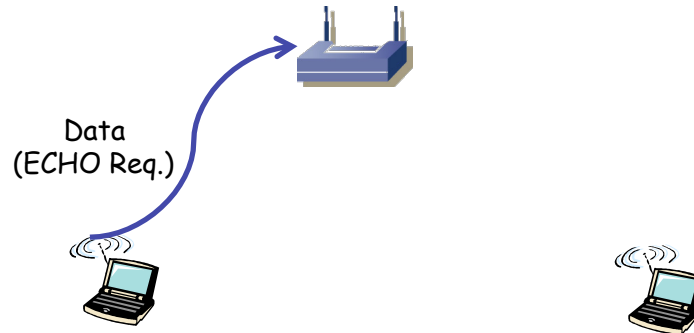
No.	Time	Arrival Time	Source	Destination	Length	Data rate	Transmitter address	Receiver address	Source address	Receiver address	Info
1	0.00000000	0.00000000	192.168.1.100	192.168.1.101	134	12	00:13:f7:54:32:01	00:13:10:92:a8:60	00:13:f7:54:32:01	00:13:f7:54:33:53	Echo (ping) request id=0x099a,...
2	0.00016446	0.00016446		SmcNetwo_54:32:01 ..	28	12		00:13:f7:54:32:01			Acknowledgement, Flags=.....
3	0.00027064	0.00025368	192.168.1.100	192.168.1.101	134	48	00:13:10:92:a8:60	00:13:f7:54:33:53	00:13:f7:54:32:01	00:13:f7:54:33:53	Echo (ping) request id=0x099a,...
4	0.00028757	0.00017793		Cisco-L1_92:a8:60 ..	28	24		00:13:10:92:a8:60			Acknowledgement, Flags=.....
5	0.000314591	0.00026734	192.168.1.101	192.168.1.100	134	54	00:13:f7:54:33:53	00:13:10:92:a8:60	00:13:f7:54:33:53	00:13:f7:54:32:01	Echo (ping) reply id=0x099a,...
6	0.000390506	0.000075915		SmcNetwo_54:33:53 ..	28	24		00:13:f7:54:33:53			Acknowledgement, Flags=.....
7	0.000728395	0.000337889	192.168.1.101	192.168.1.100	134	54	00:13:10:92:a8:60	00:13:f7:54:32:01	00:13:f7:54:33:53	00:13:f7:54:32:01	Echo (ping) reply id=0x099a,...
8	0.000745338	0.000016943		Cisco-L1_92:a8:60 ..	28	24		00:13:10:92:a8:60			Acknowledgement, Flags=.....

Si miramos solo las tramas de datos tenemos esto:



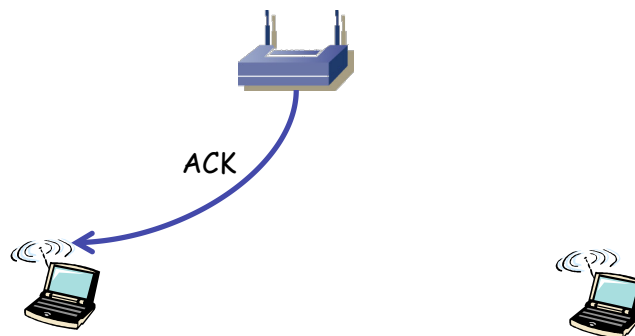
# Incluyendo tramas de control

No.	Time	Arrival Time	Source	Destination	Length	Data rate	Transmitter address	Receiver address	Source address	Receiver address	Info
1	0.00000000	0.00000000	192.168.1.100	192.168.1.101	134	12	00:13:f7:54:32:01	00:13:10:92:a8:60	00:13:f7:54:32:01	00:13:f7:54:33:53	Echo (ping) request id=0x099a,...
2	0.00016446	0.00016446		SmcNetwo_54:32:01	28	12		00:13:f7:54:32:01			Acknowledgement, Flags=.....
3	0.00027064	0.000253618	192.168.1.100	192.168.1.101	134	40	00:13:10:92:a8:60	00:13:f7:54:33:53	00:13:f7:54:32:01	00:13:f7:54:33:53	Echo (ping) request id=0x099a,...
4	0.000287857	0.000017793		Cisco-L1_92:a8:60	28	24		00:13:10:92:a8:60			Acknowledgement, Flags=.....
5	0.000314591	0.000026734	192.168.1.101	192.168.1.100	134	54	00:13:f7:54:33:53	00:13:10:92:a8:60	00:13:f7:54:33:53	00:13:f7:54:32:01	Echo (ping) reply id=0x099a,...
6	0.000390506	0.000075915		SmcNetwo_54:33:53	28	24		00:13:f7:54:33:53			Acknowledgement, Flags=.....
7	0.000728395	0.000337889	192.168.1.101	192.168.1.100	134	54	00:13:10:92:a8:60	00:13:f7:54:32:01	00:13:f7:54:33:53	00:13:f7:54:32:01	Echo (ping) reply id=0x099a,...
8	0.000745330	0.000016943		Cisco-L1_92:a8:60	28	24		00:13:10:92:a8:60			Acknowledgement, Flags=.....



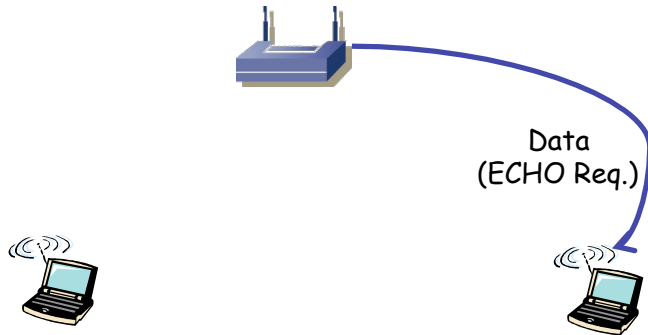
# Incluyendo tramas de control

No.	Time	Arrival Time	Source	Destination	Length	Data rate	Transmitter address	Receiver address	Source address	Receiver address	Info
1	0.00000000	0.00000000	192.168.1.100	192.168.1.101	134	12	00:13:f7:54:32:01	00:13:10:92:a8:60	00:13:f7:54:32:01	00:13:f7:54:33:53	Echo (ping) request id=0x099a,...
2	0.00016446	0.00016446		SmcNetwo_54:32:01	28	12		00:13:f7:54:32:01			Acknowledgement, Flags=.....
3	0.00027064	0.000253618	192.168.1.100	192.168.1.101	134	40	00:13:10:92:a8:60	00:13:f7:54:33:53	00:13:f7:54:32:01	00:13:f7:54:33:53	Echo (ping) request id=0x099a,...
4	0.000287857	0.000017793		Cisco-L1_92:a8:60	28	24		00:13:10:92:a8:60			Acknowledgement, Flags=.....
5	0.000314591	0.000026734	192.168.1.101	192.168.1.100	134	54	00:13:f7:54:33:53	00:13:10:92:a8:60	00:13:f7:54:33:53	00:13:f7:54:32:01	Echo (ping) reply id=0x099a,...
6	0.000390506	0.000075915		SmcNetwo_54:33:53	28	24		00:13:f7:54:33:53			Acknowledgement, Flags=.....
7	0.000728395	0.000337889	192.168.1.101	192.168.1.100	134	54	00:13:10:92:a8:60	00:13:f7:54:32:01	00:13:f7:54:33:53	00:13:f7:54:32:01	Echo (ping) reply id=0x099a,...
8	0.000745330	0.000016943		Cisco-L1_92:a8:60	28	24		00:13:10:92:a8:60			Acknowledgement, Flags=.....



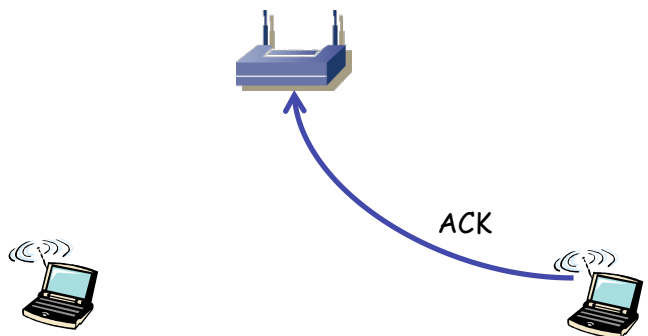
# Incluyendo tramas de control

No.	Time	Arrival Time	Source	Destination	Length	Data rate	Transmitter address	Receiver address	Source address	Receiver address	Info
1	0.00000000	0.00000000	192.168.1.100	192.168.1.101	134	12	00:13:f7:54:32:01	00:13:10:92:a8:60	00:13:f7:54:32:01	00:13:f7:54:33:53	Echo (ping) request id=0x099a,...
2	0.00016446	0.00016446		SmcNetwo_54:32:01 ..	28	12		00:13:f7:54:32:01			Acknowledgement, Flags=.....
3	0.00027064	0.000253618	192.168.1.100	192.168.1.101	134	40	00:13:10:92:a8:60	00:13:f7:54:33:53	00:13:f7:54:32:01	00:13:f7:54:33:53	Echo (ping) request id=0x099a,...
4	0.000287857	0.000017793		Cisco-L1_92:a8:60 ..	28	24		00:13:10:92:a8:60			Acknowledgement, Flags=.....
5	0.000314591	0.000026734	192.168.1.101	192.168.1.100	134	54	00:13:f7:54:33:53	00:13:10:92:a8:60	00:13:f7:54:33:53	00:13:f7:54:32:01	Echo (ping) reply id=0x099a,...
6	0.000390506	0.000075915		SmcNetwo_54:33:53 ..	28	24		00:13:f7:54:33:53			Acknowledgement, Flags=.....
7	0.000728395	0.000337889	192.168.1.101	192.168.1.100	134	54	00:13:10:92:a8:60	00:13:f7:54:32:01	00:13:f7:54:33:53	00:13:f7:54:32:01	Echo (ping) reply id=0x099a,...
8	0.000745330	0.000016943		Cisco-L1_92:a8:60 ..	28	24		00:13:10:92:a8:60			Acknowledgement, Flags=.....



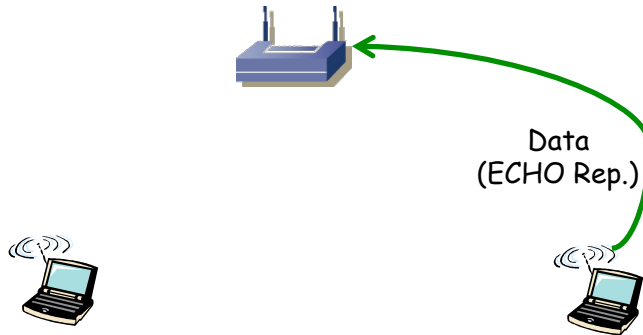
# Incluyendo tramas de control

No.	Time	Arrival Time	Source	Destination	Length	Data rate	Transmitter address	Receiver address	Source address	Receiver address	Info
1	0.00000000	0.00000000	192.168.1.100	192.168.1.101	134	12	00:13:f7:54:32:01	00:13:10:92:a8:60	00:13:f7:54:32:01	00:13:f7:54:33:53	Echo (ping) request id=0x099a,...
2	0.00016446	0.00016446		SmcNetwo_54:32:01 ..	28	12		00:13:f7:54:32:01			Acknowledgement, Flags=.....
3	0.00027064	0.000253618	192.168.1.100	192.168.1.101	134	40	00:13:10:92:a8:60	00:13:f7:54:33:53	00:13:f7:54:32:01	00:13:f7:54:33:53	Echo (ping) request id=0x099a,...
4	0.000287857	0.000017793		Cisco-L1_92:a8:60 ..	28	24		00:13:10:92:a8:60			Acknowledgement, Flags=.....
5	0.000314591	0.000026734	192.168.1.101	192.168.1.100	134	54	00:13:f7:54:33:53	00:13:10:92:a8:60	00:13:f7:54:33:53	00:13:f7:54:32:01	Echo (ping) reply id=0x099a,...
6	0.000390506	0.000075915		SmcNetwo_54:33:53 ..	28	24		00:13:f7:54:33:53			Acknowledgement, Flags=.....
7	0.000728395	0.000337889	192.168.1.101	192.168.1.100	134	54	00:13:10:92:a8:60	00:13:f7:54:32:01	00:13:f7:54:33:53	00:13:f7:54:32:01	Echo (ping) reply id=0x099a,...
8	0.000745330	0.000016943		Cisco-L1_92:a8:60 ..	28	24		00:13:10:92:a8:60			Acknowledgement, Flags=.....



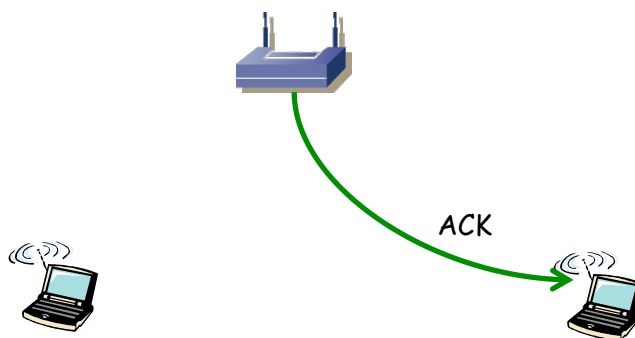
# Incluyendo tramas de control

No.	Time	Arrival Time	Source	Destination	Length	Data rate	Transmitter address	Receiver address	Source address	Receiver address	Info
1	0.00000000	0.00000000	192.168.1.100	192.168.1.101	134	12	00:13:f7:54:32:01	00:13:10:92:a8:60	00:13:f7:54:32:01	00:13:f7:54:33:53	Echo (ping) request id=0x099a,...
2	0.00016446	0.00016446		SmcNetwo_54:32:01	28	12		00:13:f7:54:32:01			Acknowledgement, Flags=.....
3	0.00027064	0.00023618	192.168.1.100	192.168.1.101	134	40	00:13:10:92:a8:60	00:13:f7:54:33:53	00:13:f7:54:32:01	00:13:f7:54:33:53	Echo (ping) request id=0x099a,...
4	0.00028757	0.00017793		Cisco-L1_92:a8:60	28	24		00:13:10:92:a8:60			Acknowledgement, Flags=.....
5	0.000314591	0.00026734	192.168.1.101	192.168.1.100	134	54	00:13:f7:54:33:53	00:13:10:92:a8:60	00:13:f7:54:33:53	00:13:f7:54:32:01	Echo (ping) reply id=0x099a,...
6	0.000390506	0.000075915		SmcNetwo_54:33:53	28	24		00:13:f7:54:33:53			Acknowledgement, Flags=.....
7	0.000728395	0.000337889	192.168.1.101	192.168.1.100	134	54	00:13:10:92:a8:60	00:13:f7:54:32:01	00:13:f7:54:33:53	00:13:f7:54:32:01	Echo (ping) reply id=0x099a,...
8	0.000745338	0.000016943		Cisco-L1_92:a8:60	28	24		00:13:10:92:a8:60			Acknowledgement, Flags=.....



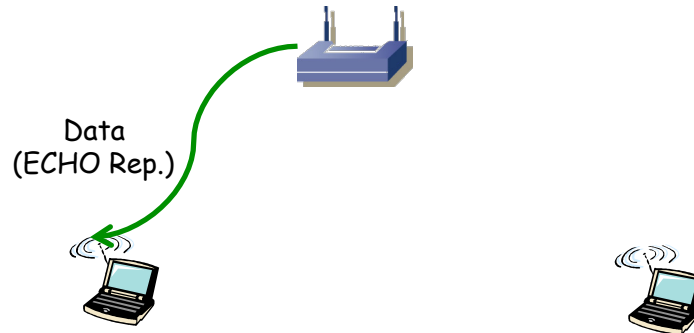
# Incluyendo tramas de control

No.	Time	Arrival Time	Source	Destination	Length	Data rate	Transmitter address	Receiver address	Source address	Receiver address	Info
1	0.00000000	0.00000000	192.168.1.100	192.168.1.101	134	12	00:13:f7:54:32:01	00:13:10:92:a8:60	00:13:f7:54:32:01	00:13:f7:54:33:53	Echo (ping) request id=0x099a,...
2	0.00016446	0.00016446		SmcNetwo_54:32:01	28	12		00:13:f7:54:32:01			Acknowledgement, Flags=.....
3	0.00027064	0.00023618	192.168.1.100	192.168.1.101	134	40	00:13:10:92:a8:60	00:13:f7:54:33:53	00:13:f7:54:32:01	00:13:f7:54:33:53	Echo (ping) request id=0x099a,...
4	0.00028757	0.00017793		Cisco-L1_92:a8:60	28	24		00:13:10:92:a8:60			Acknowledgement, Flags=.....
5	0.000314591	0.00026734	192.168.1.101	192.168.1.100	134	54	00:13:f7:54:33:53	00:13:10:92:a8:60	00:13:f7:54:33:53	00:13:f7:54:32:01	Echo (ping) reply id=0x099a,...
6	0.000390506	0.000075915		SmcNetwo_54:33:53	28	24		00:13:f7:54:33:53			Acknowledgement, Flags=.....
7	0.000728395	0.000337889	192.168.1.101	192.168.1.100	134	54	00:13:10:92:a8:60	00:13:f7:54:32:01	00:13:f7:54:33:53	00:13:f7:54:32:01	Echo (ping) reply id=0x099a,...
8	0.000745338	0.000016943		Cisco-L1_92:a8:60	28	24		00:13:10:92:a8:60			Acknowledgement, Flags=.....



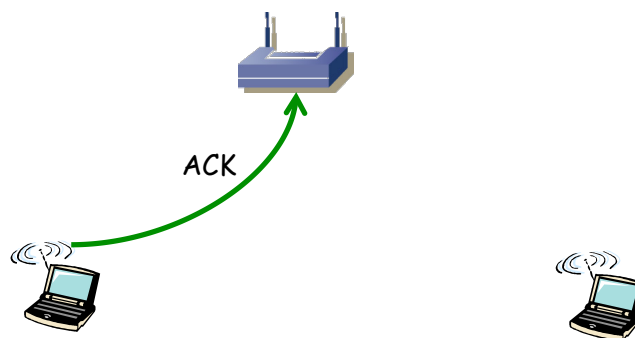
# Incluyendo tramas de control

No.	Time	Arrival Time	Source	Destination	Length	Data rate	Transmitter address	Receiver address	Source address	Receiver address	Info
1	0.00000000	0.00000000	192.168.1.100	192.168.1.101	134	12	00:13:f7:54:32:01	00:13:10:92:a8:60	00:13:f7:54:32:01	00:13:f7:54:33:53	Echo (ping) request id=0x099a,...
2	0.00016446	0.00016446		SmcNetwo_54:32:01	28	12		00:13:f7:54:32:01			Acknowledgement, Flags=.....
3	0.00027064	0.00025368	192.168.1.100	192.168.1.101	134	40	00:13:10:92:a8:60	00:13:f7:54:33:53	00:13:f7:54:32:01	00:13:f7:54:33:53	Echo (ping) request id=0x099a,...
4	0.00028757	0.00017793		Cisco-L1_92:a8:60	28	24		00:13:10:92:a8:60			Acknowledgement, Flags=.....
5	0.000314591	0.00026734	192.168.1.101	192.168.1.100	134	54	00:13:f7:54:33:53	00:13:10:92:a8:60	00:13:f7:54:33:53	00:13:f7:54:32:01	Echo (ping) reply id=0x099a,...
6	0.000390506	0.000075915		SmcNetwo_54:33:53	28	24		00:13:f7:54:33:53			Acknowledgement, Flags=.....
7	0.000728395	0.000337889	192.168.1.101	192.168.1.100	134	54	00:13:10:92:a8:60	00:13:f7:54:32:01	00:13:f7:54:33:53	00:13:f7:54:32:01	Echo (ping) reply id=0x099a,...
8	0.000745330	0.000016943		Cisco-L1_92:a8:60	28	24		00:13:10:92:a8:60			Acknowledgement, Flags=.....



# Incluyendo tramas de control

No.	Time	Arrival Time	Source	Destination	Length	Data rate	Transmitter address	Receiver address	Source address	Receiver address	Info
1	0.00000000	0.00000000	192.168.1.100	192.168.1.101	134	12	00:13:f7:54:32:01	00:13:10:92:a8:60	00:13:f7:54:32:01	00:13:f7:54:33:53	Echo (ping) request id=0x099a,...
2	0.00016446	0.00016446		SmcNetwo_54:32:01	28	12		00:13:f7:54:32:01			Acknowledgement, Flags=.....
3	0.00027064	0.00025368	192.168.1.100	192.168.1.101	134	40	00:13:10:92:a8:60	00:13:f7:54:33:53	00:13:f7:54:32:01	00:13:f7:54:33:53	Echo (ping) request id=0x099a,...
4	0.00028757	0.00017793		Cisco-L1_92:a8:60	28	24		00:13:10:92:a8:60			Acknowledgement, Flags=.....
5	0.000314591	0.00026734	192.168.1.101	192.168.1.100	134	54	00:13:f7:54:33:53	00:13:10:92:a8:60	00:13:f7:54:33:53	00:13:f7:54:32:01	Echo (ping) reply id=0x099a,...
6	0.000390506	0.000075915		SmcNetwo_54:33:53	28	24		00:13:f7:54:33:53			Acknowledgement, Flags=.....
7	0.000728395	0.000337889	192.168.1.101	192.168.1.100	134	54	00:13:10:92:a8:60	00:13:f7:54:32:01	00:13:f7:54:33:53	00:13:f7:54:32:01	Echo (ping) reply id=0x099a,...
8	0.000745330	0.000016943		Cisco-L1_92:a8:60	28	24		00:13:10:92:a8:60			Acknowledgement, Flags=.....





# Contenido de las tramas

No.	Time	Arrival Time	Source	Destination	Length	Data rate	Transmitter addr
1	0.000000000	0.000000000	192.168.1.100	192.168.1.101	134	12	00:13:f7:54
2	0.000016446	0.000016446		SaNetwo_54:32:01 ..	28	12	
3	0.000270864	0.000253618	192.168.1.100	192.168.1.101	134	48	00:13:10:92
4	0.000287857	0.000017793		Cisco-Li_92:a8:60 ..	28	24	
5	0.000314591	0.000026734	192.168.1.101	192.168.1.100	134	54	00:13:f7:54
6	0.000390506	0.000075915		SaNetwo_54:33:53 ..	28	24	
7	0.000728395	0.000378089	192.168.1.101	192.168.1.100	134	54	00:13:10:92
8	0.000745338	0.000016943		Cisco-Li_92:a8:60 ..	28	24	

Frame 1: 134 bytes on wire (1072 bits), 134 bytes captured (1072 bits) on interface 0

Radiotap Header v0, Length 18

IEEE 802.11 Data, Flags: .....T

Logical-Link Control

Internet Protocol Version 4, Src: 192.168.1.100, Dst: 192.168.1.101

Version: 4

Header Length: 20 bytes (5)

Differentiated Services Field: 0x00 (DSCP: CS0, ECN: Not-ECT)

Total Length: 84

Identification: 0xc38b (50059)

Flags: 0x02 (Don't Fragment)

Fragment offset: 0

Time to Live: 64

Protocol: ICMP (1)

Header checksum: 0xf303 [validation disabled]

[Header checksum status: Unverified]

Source: 192.168.1.100

Destination: 192.168.1.101

[Source GeoIP: Unknown]

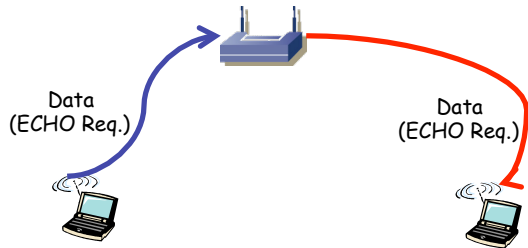
[Destination GeoIP: Unknown]

Internet Control Message Protocol

```

0000 00 00 12 00 2e 40 00 00 00 18 6c 09 c0 00 cc 01 .....H. .l.....
0010 00 00 00 01 34 00 00 13 10 92 a8 60 00 13 f7 54 .....4...T
0020 32 01 00 13 f7 54 33 53 40 0b aa aa 03 00 00 00 ...T35 .m.....
0030 08 00 45 00 00 54 c3 8b 40 00 00 01 f3 03 c0 a8 ..E.T. @.....
0040 01 64 c0 08 01 65 00 00 99 00 09 0a 02 1f 2f 61 .....:.....
0050 0f 59 00 00 00 00 6a 08 0a 00 00 00 00 00 10 11 .....:.....
0060 12 13 14 15 16 17 18 19 1a 1b 1c 1d 1e 1f 20 21 .....:.....!
0070 22 23 24 25 26 27 28 29 2a 2b 2c 2d 2e 2f 30 31 "456"() *+,-./01
0080 32 33 34 35 36 37 234567
    
```

**Idéntico hacia y desde el AP (bridging)**



# Contenido

No.	Time	Arrival Time	Source	Destination	Length	Data rate	Transmitter addr
1	0.000000000	0.000000000	192.168.1.100	192.168.1.101	134	12	00:13:f7:54
2	0.000016446	0.000016446		SaNetwo_54:32:01 ..	28	12	
3	0.000270864	0.000253618	192.168.1.100	192.168.1.101	134	48	00:13:10:92
4	0.000287857	0.000017793		Cisco-Li_92:a8:60 ..	28	24	
5	0.000314591	0.000026734	192.168.1.101	192.168.1.100	134	54	00:13:f7:54
6	0.000390506	0.000075915		SaNetwo_54:33:53 ..	28	24	
7	0.000728395	0.000378089	192.168.1.101	192.168.1.100	134	54	00:13:10:92
8	0.000745338	0.000016943		Cisco-Li_92:a8:60 ..	28	24	

Frame 1: 134 bytes on wire (1072 bits), 134 bytes captured (1072 bits) on interface 0

Radiotap Header v0, Length 18

IEEE 802.11 Data, Flags: .....T

Logical-Link Control

Internet Protocol Version 4, Src: 192.168.1.100, Dst: 192.168.1.101

Version: 4

Header Length: 20 bytes (5)

Differentiated Services Field: 0x00 (DSCP: CS0, ECN: Not-ECT)

Total Length: 84

Identification: 0xc38b (50059)

Flags: 0x02 (Don't Fragment)

Fragment offset: 0

Time to Live: 64

Protocol: ICMP (1)

Header checksum: 0xf303 [validation disabled]

[Header checksum status: Unverified]

Source: 192.168.1.100

Destination: 192.168.1.101

[Source GeoIP: Unknown]

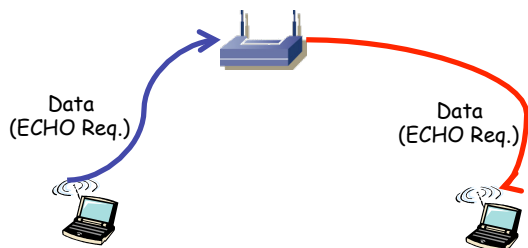
[Destination GeoIP: Unknown]

Internet Control Message Protocol

```

0000 00 00 12 00 2e 40 00 00 00 18 6c 09 c0 00 cc 01 .....H. .l.....
0010 00 00 00 01 34 00 00 13 10 92 a8 60 00 13 f7 54 .....4...T
0020 32 01 00 13 f7 54 33 53 40 0b aa aa 03 00 00 00 ...T35 .m.....
0030 08 00 45 00 00 54 c3 8b 40 00 00 01 f3 03 c0 a8 ..E.T. @.....
0040 01 64 c0 08 01 65 00 00 99 00 09 0a 02 1f 2f 61 .....:.....
0050 0f 59 00 00 00 00 6a 08 0a 00 00 00 00 00 10 11 .....:.....
0060 12 13 14 15 16 17 18 19 1a 1b 1c 1d 1e 1f 20 21 .....:.....!
0070 22 23 24 25 26 27 28 29 2a 2b 2c 2d 2e 2f 30 31 "456"() *+,-./01
0080 32 33 34 35 36 37 234567
    
```


**Solo ha cambiado la cabecera 802.11. Cambian las direcciones MAC y que primero va hacia el DS y luego viene del DS**



# Direcciones MAC

No.	Time	Arrival Time	Source	Destination	Length	Data rate	Transmitter address	Receiver address	Source address	Receiver address	Info
1	0.00000000	0.00000000	192.168.1.100	192.168.1.101	134	12	00:13:f7:54:32:01	00:13:10:92:a8:60	00:13:f7:54:32:01	00:13:f7:54:33:53	Echo (ping) request id=0x099a,...
2	0.00016446	0.00016446		SrcNetwo_54:32:01	28	12		00:13:f7:54:32:01			Acknowledgement, Flags=.....
3	0.00027064	0.000253618	192.168.1.100	192.168.1.101	134	40	00:13:10:92:a8:60	00:13:f7:54:33:53	00:13:f7:54:32:01	00:13:f7:54:33:53	Echo (ping) request id=0x099a,...
4	0.000287857	0.00017793		Cisco-L1_92:a8:60	28	24		00:13:10:92:a8:60			Acknowledgement, Flags=.....
5	0.000314591	0.00026734	192.168.1.101	192.168.1.100	134	54	00:13:f7:54:33:53	00:13:10:92:a8:60	00:13:f7:54:33:53	00:13:f7:54:32:01	Echo (ping) reply id=0x099a,...
6	0.000390506	0.000075915		SrcNetwo_54:33:53	28	24		00:13:f7:54:33:53			Acknowledgement, Flags=.....
7	0.000728395	0.000337889	192.168.1.101	192.168.1.100	134	54	00:13:10:92:a8:60	00:13:f7:54:32:01	00:13:f7:54:33:53	00:13:f7:54:32:01	Echo (ping) reply id=0x099a,...
8	0.000745338	0.000016943		Cisco-L1_92:a8:60	28	24		00:13:10:92:a8:60			Acknowledgement, Flags=.....

00:13:10:92:a8:60



00:13:f7:54:32:01



00:13:f7:54:33:53

# Direcciones MAC

No.	Time	Arrival Time	Source	Destination	Length	Data rate	Transmitter address	Receiver address	Source address	Receiver address	Info
1	0.00000000	0.00000000	192.168.1.100	192.168.1.101	134	12	00:13:f7:54:32:01	00:13:10:92:a8:60	00:13:f7:54:32:01	00:13:f7:54:33:53	Echo (ping) request id=0x099a,...
2	0.00016446	0.00016446		SrcNetwo_54:32:01	28	12		00:13:f7:54:32:01			Acknowledgement, Flags=.....
3	0.00027064	0.000253618	192.168.1.100	192.168.1.101	134	40	00:13:10:92:a8:60	00:13:f7:54:33:53	00:13:f7:54:32:01	00:13:f7:54:33:53	Echo (ping) request id=0x099a,...
4	0.000287857	0.00017793		Cisco-L1_92:a8:60	28	24		00:13:10:92:a8:60			Acknowledgement, Flags=.....
5	0.000314591	0.00026734	192.168.1.101	192.168.1.100	134	54	00:13:f7:54:33:53	00:13:10:92:a8:60	00:13:f7:54:33:53	00:13:f7:54:32:01	Echo (ping) reply id=0x099a,...
6	0.000390506	0.000075915		SrcNetwo_54:33:53	28	24		00:13:f7:54:33:53			Acknowledgement, Flags=.....
7	0.000728395	0.000337889	192.168.1.101	192.168.1.100	134	54	00:13:10:92:a8:60	00:13:f7:54:32:01	00:13:f7:54:33:53	00:13:f7:54:32:01	Echo (ping) reply id=0x099a,...
8	0.000745338	0.000016943		Cisco-L1_92:a8:60	28	24		00:13:10:92:a8:60			Acknowledgement, Flags=.....

Interfaz WiFi que envía la trama

00:13:10:92:a8:60



00:13:f7:54:32:01



00:13:f7:54:33:53

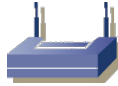
# Direcciones MAC

No.	Time	Arrival Time	Source	Destination	Length	Data rate	Transmitter address	Receiver address	Source address	Receiver address	Info
1	0.00000000	0.00000000	192.168.1.100	192.168.1.101	134	12	00:13:f7:54:32:01	00:13:10:92:a8:60	00:13:f7:54:32:01	00:13:f7:54:33:53	Echo (ping) request id=0x099a,...
2	0.00016446	0.00016446		SrcNetwo_54:32:01	28	12		00:13:f7:54:32:01			Acknowledgement, Flags=.....
3	0.00027064	0.000253618	192.168.1.100	192.168.1.101	134	40	00:13:10:92:a8:60	00:13:f7:54:33:53	00:13:f7:54:32:01	00:13:f7:54:33:53	Echo (ping) request id=0x099a,...
4	0.000287857	0.000017793		Cisco-L1_92:a8:60	28	24		00:13:10:92:a8:60			Acknowledgement, Flags=.....
5	0.000314591	0.000026734	192.168.1.101	192.168.1.100	134	54	00:13:f7:54:33:53	00:13:10:92:a8:60	00:13:f7:54:33:53	00:13:f7:54:32:01	Echo (ping) reply id=0x099a,...
6	0.000390506	0.000075915		SrcNetwo_54:33:53	28	24		00:13:f7:54:33:53			Acknowledgement, Flags=.....
7	0.000728395	0.000337889	192.168.1.101	192.168.1.100	134	54	00:13:10:92:a8:60	00:13:f7:54:32:01	00:13:f7:54:33:53	00:13:f7:54:32:01	Echo (ping) reply id=0x099a,...
8	0.000745330	0.000016943		Cisco-L1_92:a8:60	28	24		00:13:10:92:a8:60			Acknowledgement, Flags=.....

Interfaz WiFi que envía la trama

Interfaz WiFi que debe leer la trama

00:13:10:92:a8:60



00:13:f7:54:32:01



00:13:f7:54:33:53

# Direcciones MAC

No.	Time	Arrival Time	Source	Destination	Length	Data rate	Transmitter address	Receiver address	Source address	Receiver address	Info
1	0.00000000	0.00000000	192.168.1.100	192.168.1.101	134	12	00:13:f7:54:32:01	00:13:10:92:a8:60	00:13:f7:54:32:01	00:13:f7:54:33:53	Echo (ping) request id=0x099a,...
2	0.00016446	0.00016446		SrcNetwo_54:32:01	28	12		00:13:f7:54:32:01			Acknowledgement, Flags=.....
3	0.00027064	0.000253618	192.168.1.100	192.168.1.101	134	40	00:13:10:92:a8:60	00:13:f7:54:33:53	00:13:f7:54:32:01	00:13:f7:54:33:53	Echo (ping) request id=0x099a,...
4	0.000287857	0.000017793		Cisco-L1_92:a8:60	28	24		00:13:10:92:a8:60			Acknowledgement, Flags=.....
5	0.000314591	0.000026734	192.168.1.101	192.168.1.100	134	54	00:13:f7:54:33:53	00:13:10:92:a8:60	00:13:f7:54:33:53	00:13:f7:54:32:01	Echo (ping) reply id=0x099a,...
6	0.000390506	0.000075915		SrcNetwo_54:33:53	28	24		00:13:f7:54:33:53			Acknowledgement, Flags=.....
7	0.000728395	0.000337889	192.168.1.101	192.168.1.100	134	54	00:13:10:92:a8:60	00:13:f7:54:32:01	00:13:f7:54:33:53	00:13:f7:54:32:01	Echo (ping) reply id=0x099a,...
8	0.000745330	0.000016943		Cisco-L1_92:a8:60	28	24		00:13:10:92:a8:60			Acknowledgement, Flags=.....

Interfaz WiFi que envía la trama

Interfaz origen de la trama de datos

Interfaz WiFi que debe leer la trama

00:13:10:92:a8:60



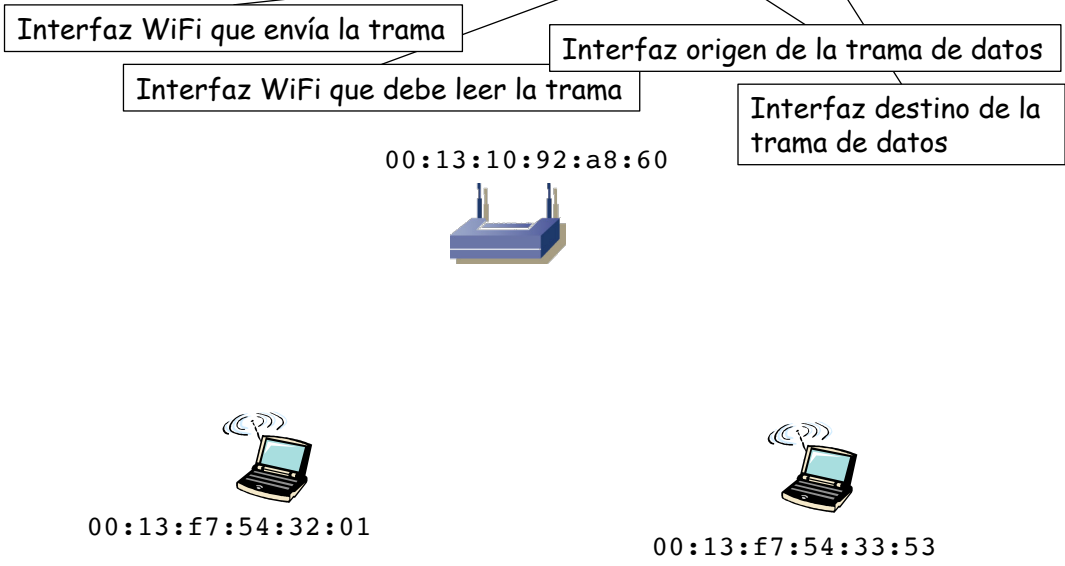
00:13:f7:54:32:01



00:13:f7:54:33:53

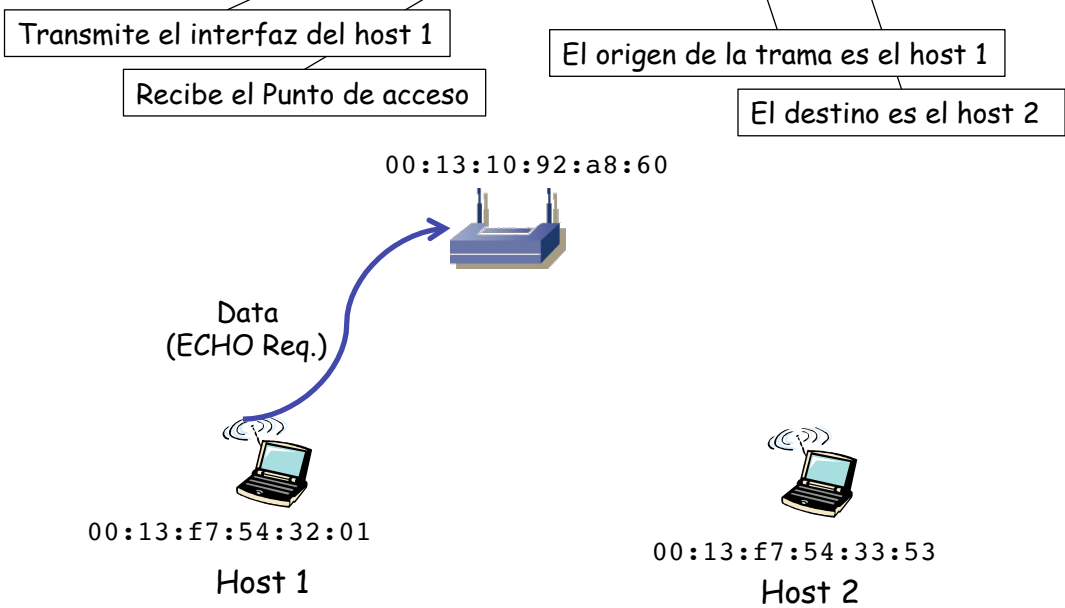
# Direcciones MAC

No.	Time	Arrival Time	Source	Destination	Length	Data rate	Transmitter address	Receiver address	Source address	Receiver address	Info
1	0.00000000	0.00000000	192.168.1.100	192.168.1.101	134	12	00:13:f7:54:32:01	00:13:10:92:a8:60	00:13:f7:54:32:01	00:13:f7:54:33:53	Echo (ping) request id=0x099a,...
2	0.00016446	0.00016446		SrcNetwo_54:32:01	28	12		00:13:f7:54:32:01			Acknowledgement, Flags=.....
3	0.00027064	0.00023618	192.168.1.100	192.168.1.101	134	48	00:13:10:92:a8:60	00:13:f7:54:33:53	00:13:f7:54:32:01	00:13:f7:54:33:53	Echo (ping) request id=0x099a,...
4	0.00028757	0.00017793		Cisco-L1_92:a8:60	28	24		00:13:10:92:a8:60			Acknowledgement, Flags=.....
5	0.000314591	0.00026734	192.168.1.101	192.168.1.100	134	54	00:13:f7:54:33:53	00:13:10:92:a8:60	00:13:f7:54:32:01	00:13:f7:54:32:01	Echo (ping) reply id=0x099a,...
6	0.000390506	0.00075915		SrcNetwo_54:33:53	28	24		00:13:f7:54:33:53			Acknowledgement, Flags=.....
7	0.000728395	0.000337889	192.168.1.101	192.168.1.100	134	54	00:13:10:92:a8:60	00:13:f7:54:32:01	00:13:f7:54:33:53	00:13:f7:54:32:01	Echo (ping) reply id=0x099a,...
8	0.000745338	0.00016943		Cisco-L1_92:a8:60	28	24		00:13:10:92:a8:60			Acknowledgement, Flags=.....



# Direcciones MAC: Ejemplo

No.	Time	Arrival Time	Source	Destination	Length	Data rate	Transmitter address	Receiver address	Source address	Receiver address	Info
1	0.00000000	0.00000000	192.168.1.100	192.168.1.101	134	12	00:13:f7:54:32:01	00:13:10:92:a8:60	00:13:f7:54:32:01	00:13:f7:54:33:53	Echo (ping) request id=0x099a,...
2	0.00016446	0.00016446		SrcNetwo_54:32:01	28	12		00:13:f7:54:32:01			Acknowledgement, Flags=.....
3	0.00027064	0.00023618	192.168.1.100	192.168.1.101	134	48	00:13:10:92:a8:60	00:13:f7:54:33:53	00:13:f7:54:32:01	00:13:f7:54:33:53	Echo (ping) request id=0x099a,...
4	0.00028757	0.00017793		Cisco-L1_92:a8:60	28	24		00:13:10:92:a8:60			Acknowledgement, Flags=.....
5	0.000314591	0.00026734	192.168.1.101	192.168.1.100	134	54	00:13:f7:54:33:53	00:13:10:92:a8:60	00:13:f7:54:32:01	00:13:f7:54:32:01	Echo (ping) reply id=0x099a,...
6	0.000390506	0.00075915		SrcNetwo_54:33:53	28	24		00:13:f7:54:33:53			Acknowledgement, Flags=.....
7	0.000728395	0.000337889	192.168.1.101	192.168.1.100	134	54	00:13:10:92:a8:60	00:13:f7:54:32:01	00:13:f7:54:33:53	00:13:f7:54:32:01	Echo (ping) reply id=0x099a,...
8	0.000745338	0.00016943		Cisco-L1_92:a8:60	28	24		00:13:10:92:a8:60			Acknowledgement, Flags=.....



# Direcciones MAC: Ejemplo

No.	Time	Arrival Time	Source	Destination	Length	Data rate	Transmitter address	Receiver address	Source address	Receiver address	Info
1	0.000000000	0.000000000	192.168.1.100	192.168.1.101	134	12	00:13:f7:54:32:01	00:13:10:92:a8:60	00:13:f7:54:32:01	00:13:f7:54:33:53	Echo (ping) request id=0x099a...
2	0.000016446	0.000016446		SmcNetwo_54:32:01	28	12		00:13:f7:54:32:01			Acknowledgement, Flags=.....
3	0.000270064	0.000253618	192.168.1.100	192.168.1.101	134	48	00:13:10:92:a8:60	00:13:f7:54:33:53	00:13:f7:54:32:01	00:13:f7:54:33:53	Echo (ping) request id=0x099a...
4	0.000287857	0.000017793		Cisco-Li_92:a8:60	28	24		00:13:10:92:a8:60			Acknowledgement, Flags=.....
5	0.000314591	0.000026734	192.168.1.101	192.168.1.100	134	54	00:13:f7:54:33:53	00:13:10:92:a8:60	00:13:f7:54:33:53	00:13:f7:54:32:01	Echo (ping) reply id=0x099a...
6	0.000329506	0.000075915		SmcNetwo_54:33:53	28	24		00:13:f7:54:33:53			Acknowledgement, Flags=.....
7	0.000728395	0.000337889	192.168.1.101	192.168.1.100	134	54	00:13:10:92:a8:60	00:13:f7:54:32:01	00:13:f7:54:33:53	00:13:f7:54:32:01	Echo (ping) reply id=0x099a...
8	0.000745338	0.000016943		Cisco-Li_92:a8:60	28	24		00:13:10:92:a8:60			Acknowledgement, Flags=.....




# Direcciones MAC: Ejemplo

No.	Time	Arrival Time	Source	Destination	Length	Data rate	Transmitter address	Receiver address	Source address	Receiver address	Info
1	0.000000000	0.000000000	192.168.1.100	192.168.1.101	134	12	00:13:f7:54:32:01	00:13:10:92:a8:60	00:13:f7:54:32:01	00:13:f7:54:33:53	Echo (ping) request id=0x099a...
2	0.000016446	0.000016446		SmcNetwo_54:32:01	28	12		00:13:f7:54:32:01			Acknowledgement, Flags=.....
3	0.000270064	0.000253618	192.168.1.100	192.168.1.101	134	48	00:13:10:92:a8:60	00:13:f7:54:33:53	00:13:f7:54:32:01	00:13:f7:54:33:53	Echo (ping) request id=0x099a...
4	0.000287857	0.000017793		Cisco-Li_92:a8:60	28	24		00:13:10:92:a8:60			Acknowledgement, Flags=.....
5	0.000314591	0.000026734	192.168.1.101	192.168.1.100	134	54	00:13:f7:54:33:53	00:13:10:92:a8:60	00:13:f7:54:33:53	00:13:f7:54:32:01	Echo (ping) reply id=0x099a...
6	0.000329506	0.000075915		SmcNetwo_54:33:53	28	24		00:13:f7:54:33:53			Acknowledgement, Flags=.....
7	0.000728395	0.000337889	192.168.1.101	192.168.1.100	134	54	00:13:10:92:a8:60	00:13:f7:54:32:01	00:13:f7:54:33:53	00:13:f7:54:32:01	Echo (ping) reply id=0x099a...
8	0.000745338	0.000016943		Cisco-Li_92:a8:60	28	24		00:13:10:92:a8:60			Acknowledgement, Flags=.....

Trama de datos

Va de una estación (STA) al Distribution System (DS). La funcionalidad de bridge del AP es parte del DS.

Duración, para que el resto de STAs sepan el tiempo que va a estar ocupado el medio. Incluye al ACK.



# Direcciones MAC: Ejemplo

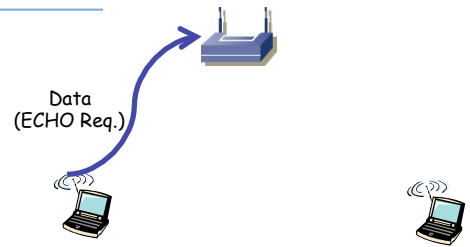
```

▶ Frame 1: 134 bytes on wire (1072 bits), 134 bytes captured (1072 bits) on interface 0
▶ Radiotap Header v0, Length 18
▶ 802.11 radio information
▼ IEEE 802.11 Data, Flags: .....T
  Type/Subtype: Data (0x0020)
  ▼ Frame Control Field: 0x0801
    .... 00 = Version: 0
    .... 10.. = Type: Data frame (2)
    0000 .... = Subtype: 0
    ▼ Flags: 0x01
      .... .01 = DS status: Frame from STA to DS via an AP (To DS: 1 From DS: 0) (0x1)
      .... .0.. = More Fragments: This is the last fragment
      .... 0... = Retry: Frame is not being retransmitted
      ...0 .... = PWR MGT: STA will stay up
      ..0. .... = More Data: No data buffered
      .0.. .... = Protected flag: Data is not protected
      0... .... = Order flag: Not strictly ordered
      .000 0000 0011 0100 = Duration: 52 microseconds
      Receiver address: Cisco-Li_92:a8:60 (00:13:10:92:a8:60)
      Destination address: SmcNetwo_54:33:53 (00:13:f7:54:33:53)
      Transmitter address: SmcNetwo_54:32:01 (00:13:f7:54:32:01)
      Source address: SmcNetwo_54:32:01 (00:13:f7:54:32:01)
      BSS Id: Cisco-Li_92:a8:60 (00:13:10:92:a8:60)
      STA address: SmcNetwo_54:32:01 (00:13:f7:54:32:01)
      .... .... 0000 = Fragment number: 0
      1001 1011 0100 .... = Sequence number: 2484
    ▶ Logical-Link Control
    ▶ Internet Protocol Version 4, Src: 192.168.1.100, Dst: 192.168.1.101
    ▶ Internet Control Message Protocol
  
```

i No hay 5 direcciones en la trama !  
Hay solo 3

```

0000 00 00 12 00 2e 48 00 00 00 18 6c 09 c0 00 cc 01 .....H...l.....
0010 00 00 00 01 34 00 00 13 10 92 a8 60 00 13 f7 54 .....4...l.....
0020 32 01 00 13 f7 54 33 53 48 3b aa aa 03 00 00 00 2...135 @.....
0030 08 00 45 00 00 54 c3 8b 40 00 40 01 f3 03 c0 a8 ..E..T..@.....
0040 01 64 c0 a8 01 65 08 00 99 b0 09 9a 02 1f 2f 61 .d...e...@...../a
0050 f0 59 00 00 00 00 6a 08 0a 00 00 00 00 10 11 .Y...j.....
0060 12 13 14 15 16 17 18 19 1a 1b 1c 1d 1e 1f 20 21 .....!.....
0070 22 23 24 25 26 27 28 29 2a 2b 2c 2d 2e 2f 30 31 "#%&'()*+,-./01
0080 32 33 34 35 36 37 234567
  
```



# Direcciones MAC: Ejemplo

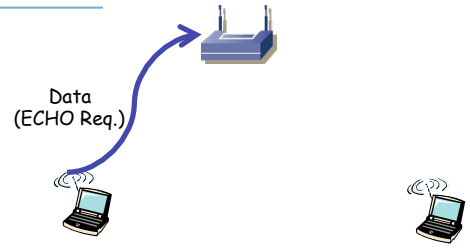
```

▶ Frame 1: 134 bytes on wire (1072 bits), 134 bytes captured (1072 bits) on interface 0
▶ Radiotap Header v0, Length 18
▶ 802.11 radio information
▼ IEEE 802.11 Data, Flags: .....T
  Type/Subtype: Data (0x0020)
  ▼ Frame Control Field: 0x0801
    .... 00 = Version: 0
    .... 10.. = Type: Data frame (2)
    0000 .... = Subtype: 0
    ▼ Flags: 0x01
      .... .01 = DS status: Frame from STA to DS via an AP (To DS: 1 From DS: 0) (0x1)
      .... .0.. = More Fragments: This is the last fragment
      .... 0... = Retry: Frame is not being retransmitted
      ...0 .... = PWR MGT: STA will stay up
      ..0. .... = More Data: No data buffered
      .0.. .... = Protected flag: Data is not protected
      0... .... = Order flag: Not strictly ordered
      .000 0000 0011 0100 = Duration: 52 microseconds
      Receiver address: Cisco-Li_92:a8:60 (00:13:10:92:a8:60)
      Destination address: SmcNetwo_54:33:53 (00:13:f7:54:33:53)
      Transmitter address: SmcNetwo_54:32:01 (00:13:f7:54:32:01)
      Source address: SmcNetwo_54:32:01 (00:13:f7:54:32:01)
      BSS Id: Cisco-Li_92:a8:60 (00:13:10:92:a8:60)
      STA address: SmcNetwo_54:32:01 (00:13:f7:54:32:01)
      .... .... 0000 = Fragment number: 0
      1001 1011 0100 .... = Sequence number: 2484
    ▶ Logical-Link Control
    ▶ Internet Protocol Version 4, Src: 192.168.1.100, Dst: 192.168.1.101
    ▶ Internet Control Message Protocol
  
```

En una trama que va de una STA al DS el  
trasmisor y el origen son el mismo

```

0000 00 00 12 00 2e 48 00 00 00 18 6c 09 c0 00 cc 01 .....H...l.....
0010 00 00 00 01 34 00 00 13 10 92 a8 60 00 13 f7 54 .....4...l.....
0020 32 01 00 13 f7 54 33 53 48 3b aa aa 03 00 00 00 2...135 @.....
0030 08 00 45 00 00 54 c3 8b 40 00 40 01 f3 03 c0 a8 ..E..T..@.....
0040 01 64 c0 a8 01 65 08 00 99 b0 09 9a 02 1f 2f 61 .d...e...@...../a
0050 f0 59 00 00 00 00 6a 08 0a 00 00 00 00 10 11 .Y...j.....
0060 12 13 14 15 16 17 18 19 1a 1b 1c 1d 1e 1f 20 21 .....!.....
0070 22 23 24 25 26 27 28 29 2a 2b 2c 2d 2e 2f 30 31 "#%&'()*+,-./01
0080 32 33 34 35 36 37 234567
  
```



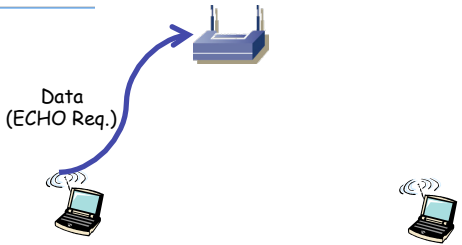
# Direcciones MAC: Ejemplo

```

▶ Frame 1: 134 bytes on wire (1072 bits), 134 bytes captured (1072 bits) on interface 0
▶ Radiotap Header v0, Length 18
▶ 802.11 radio information
▼ IEEE 802.11 Data, Flags: .....T
  Type/Subtype: Data (0x0020)
  ▼ Frame Control Field: 0x0801
    .... 00 = Version: 0
    .... 10.. = Type: Data frame (2)
    0000 .... = Subtype: 0
    ▼ Flags: 0x01
      .... 01 = DS status: Frame from STA to DS via an AP (To DS: 1 From DS: 0) (0x1)
      .... 0.. = More Fragments: This is the last fragment
      .... 0... = Retry: Frame is not being retransmitted
      ...0 .... = PWR MGT: STA will stay up
      ..0 .... = More Data: No data buffered
      .0.. .... = Protected flag: Data is not protected
      0... .... = Order flag: Not strictly ordered
      .000 0000 0011 0100 = Duration: 52 microseconds
      Receiver address: Cisco-Li_92:a8:60 (00:13:10:92:a8:60)
      Destination address: SmcNetwo_54:33:53 (00:13:f7:54:33:53)
      Transmitter address: SmcNetwo_54:32:01 (00:13:f7:54:32:01)
      Source address: SmcNetwo_54:33:01 (00:13:f7:54:33:01)
      BSS Id: Cisco-Li_92:a8:60 (00:13:10:92:a8:60)
      STA address: SmcNetwo_54:32:01 (00:13:f7:54:32:01)
      .... .... 0000 = Fragment number: 0
      1001 1011 0100 .... = Sequence number: 2484
▶ Logical-Link Control
▶ Internet Protocol Version 4, Src: 192.168.1.100, Dst: 192.168.1.101
▶ Internet Control Message Protocol
0000 00 00 12 00 2e 48 00 00 00 18 6c 09 c0 00 cc 01 .....H...l.....
0010 00 00 00 01 34 00 00 13 10 92 a8 60 00 13 f7 54 .....4...@.....
0020 32 01 00 13 f7 54 33 53 48 3b aa aa 03 00 00 00 ..E..T..@.....
0030 08 00 45 00 00 54 c3 8b 40 00 40 01 f3 03 c0 a8 .Y...j...../a
0040 01 64 c0 a8 01 65 08 00 99 b0 09 9a 02 1f 2f 61 .d...e...../a
0050 f0 59 00 00 00 00 6a 08 0a 00 00 00 00 10 11 .Y...j...../a
0060 12 13 14 15 16 17 18 19 1a 1b 1c 1d 1e 1f 20 21 .....!.....!
0070 22 23 24 25 26 27 28 29 2a 2b 2c 2d 2e 2f 30 31 "###%'()*+,-./01
0080 32 33 34 35 36 37 234567

```

En una trama que va de una STA al DS el SSID es la dirección MAC del receptor, ya que es el Access Point



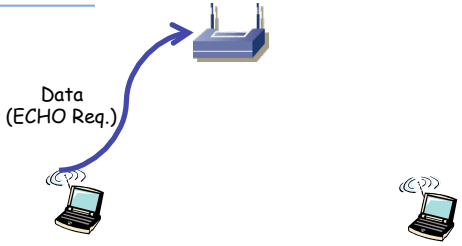
# Direcciones MAC: Ejemplo

```

▶ Frame 1: 134 bytes on wire (1072 bits), 134 bytes captured (1072 bits) on interface 0
▶ Radiotap Header v0, Length 18
▶ 802.11 radio information
▼ IEEE 802.11 Data, Flags: .....T
  Type/Subtype: Data (0x0020)
  ▼ Frame Control Field: 0x0801
    .... 00 = Version: 0
    .... 10.. = Type: Data frame (2)
    0000 .... = Subtype: 0
    ▼ Flags: 0x01
      .... 01 = DS status: Frame from STA to DS via an AP (To DS: 1 From DS: 0) (0x1)
      .... 0.. = More Fragments: This is the last fragment
      .... 0... = Retry: Frame is not being retransmitted
      ...0 .... = PWR MGT: STA will stay up
      ..0 .... = More Data: No data buffered
      .0.. .... = Protected flag: Data is not protected
      0... .... = Order flag: Not strictly ordered
      .000 0000 0011 0100 = Duration: 52 microseconds
      Receiver address: Cisco-Li_92:a8:60 (00:13:10:92:a8:60)
      Destination address: SmcNetwo_54:33:53 (00:13:f7:54:33:53)
      Transmitter address: SmcNetwo_54:32:01 (00:13:f7:54:32:01)
      Source address: SmcNetwo_54:32:01 (00:13:f7:54:32:01)
      BSS Id: Cisco-Li_92:a8:60 (00:13:10:92:a8:60)
      STA address: SmcNetwo_54:32:01 (00:13:f7:54:32:01)
      .... .... 0000 = Fragment number: 0
      1001 1011 0100 .... = Sequence number: 2484
▶ Logical-Link Control
▶ Internet Protocol Version 4, Src: 192.168.1.100, Dst: 192.168.1.101
▶ Internet Control Message Protocol
0000 00 00 12 00 2e 48 00 00 00 18 6c 09 c0 00 cc 01 .....H...l.....
0010 00 00 00 01 34 00 00 13 10 92 a8 60 00 13 f7 54 .....4...@.....
0020 32 01 00 13 f7 54 33 53 48 3b aa aa 03 00 00 00 ..E..T..@.....
0030 08 00 45 00 00 54 c3 8b 40 00 40 01 f3 03 c0 a8 .Y...j...../a
0040 01 64 c0 a8 01 65 08 00 99 b0 09 9a 02 1f 2f 61 .d...e...../a
0050 f0 59 00 00 00 00 6a 08 0a 00 00 00 00 10 11 .Y...j...../a
0060 12 13 14 15 16 17 18 19 1a 1b 1c 1d 1e 1f 20 21 .....!.....!
0070 22 23 24 25 26 27 28 29 2a 2b 2c 2d 2e 2f 30 31 "###%'()*+,-./01
0080 32 33 34 35 36 37 234567

```

Y finalmente tenemos la dirección del host destino




# Data rate

No.	Time	Arrival Time	Source	Destination	Length	Data rate	Transmitter address	Receiver address	Source address	Receiver address	Info
1	0.00000000	0.00000000	192.168.1.100	192.168.1.101	12	12	00:13:f7:54:32:01	00:13:10:92:a8:60	00:13:f7:54:32:01	00:13:f7:54:33:53	Echo (ping) request id=0x099a,...
2	0.00016446	0.00016446		SrcNetwo_54:32:01	28	12		00:13:f7:54:32:01			Acknowledgement, Flags=.....
3	0.00027064	0.000253618	192.168.1.100	192.168.1.101	40	40	00:13:10:92:a8:60	00:13:f7:54:33:53	00:13:f7:54:32:01	00:13:f7:54:33:53	Echo (ping) request id=0x099a,...
4	0.000287857	0.000017793		Cisco-L1_92:a8:60	24	24		00:13:10:92:a8:60			Acknowledgement, Flags=.....
5	0.000314591	0.000026734	192.168.1.101	192.168.1.100	54	54	00:13:f7:54:33:53	00:13:10:92:a8:60	00:13:f7:54:33:53	00:13:f7:54:32:01	Echo (ping) reply id=0x099a,...
6	0.000390506	0.000075915		SrcNetwo_54:33:53	24	24		00:13:f7:54:33:53			Acknowledgement, Flags=.....
7	0.000728395	0.000337889	192.168.1.101	192.168.1.100	54	54	00:13:10:92:a8:60	00:13:f7:54:32:01	00:13:f7:54:33:53	00:13:f7:54:32:01	Echo (ping) reply id=0x099a,...
8	0.000745338	0.000016943		Cisco-L1_92:a8:60	24	24		00:13:10:92:a8:60			Acknowledgement, Flags=.....

La velocidad de transmisión no es la misma para todas las tramas

00:13:10:92:a8:60



00:13:f7:54:32:01



00:13:f7:54:33:53

# Data rate

No.	Time	Arrival Time	Source	Destination	Length	Data rate	Transmitter address	Receiver address	Source address	Receiver address	Info
1	0.00000000	0.00000000	192.168.1.100	192.168.1.101	12	12	00:13:f7:54:32:01	00:13:10:92:a8:60	00:13:f7:54:32:01	00:13:f7:54:33:53	Echo (ping) request id=0x099a,...
2	0.00016446	0.00016446		SrcNetwo_54:32:01	28	28		00:13:f7:54:32:01			Acknowledgement, Flags=.....
3	0.00027064	0.000253618	192.168.1.100	192.168.1.101	40	40	00:13:10:92:a8:60	00:13:f7:54:33:53	00:13:f7:54:32:01	00:13:f7:54:33:53	Echo (ping) request id=0x099a,...
4	0.000287857	0.000017793		Cisco-L1_92:a8:60	24	24		00:13:10:92:a8:60			Acknowledgement, Flags=.....
5	0.000314591	0.000026734	192.168.1.101	192.168.1.100	134	54	00:13:f7:54:33:53	00:13:10:92:a8:60	00:13:f7:54:33:53	00:13:f7:54:32:01	Echo (ping) reply id=0x099a,...
6	0.000390506	0.000075915		SrcNetwo_54:33:53	24	24		00:13:f7:54:33:53			Acknowledgement, Flags=.....
7	0.000728395	0.000337889	192.168.1.101	192.168.1.100	134	54	00:13:10:92:a8:60	00:13:f7:54:32:01	00:13:f7:54:33:53	00:13:f7:54:32:01	Echo (ping) reply id=0x099a,...
8	0.000745338	0.000016943		Cisco-L1_92:a8:60	24	24		00:13:10:92:a8:60			Acknowledgement, Flags=.....

Ni siquiera tiene que ser la misma entre que se entrega al AP y él la entrega al destino

00:13:10:92:a8:60



Data (ECHO Req.)



00:13:f7:54:32:01

Data (ECHO Req.)



00:13:f7:54:33:53



# Acknowledgement

No.	Time	Arrival Time	Source	Destination	Length	Data rate	Transmitter address	Receiver address
1	0.000000000	0.000000000	192.168.1.100	192.168.1.101	134	12	00:13:f7:54:32:01	00:13:10:92:...
2	0.000016446	0.000016446		SmcNetwo_54:32:01 ...	28	12		00:13:f7:54:...
3	0.000270064	0.000253618	192.168.1.100	192.168.1.101	134	48	00:13:10:92:a8:60	00:13:f7:54:...
4	0.000287857	0.000017793		Cisco-Li_92:a8:60 ...	28	24		00:13:10:92:...
5	0.000314591	0.000026734	192.168.1.101	192.168.1.100	134	54	00:13:f7:54:33:53	00:13:10:92:...
6	0.000390506	0.000075915		SmcNetwo_54:33:53 ...	28	24		00:13:f7:54:...
7	0.000728395	0.000337889	192.168.1.101	192.168.1.100	134	54	00:13:10:92:a8:60	00:13:f7:54:...
8	0.000745338	0.000016943		Cisco-Li_92:a8:60 ...	28	24		00:13:10:92:...

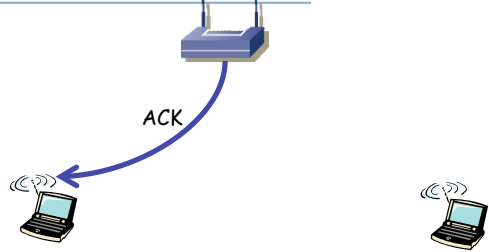
```

▶ Frame 2: 28 bytes on wire (224 bits), 28 bytes captured (224 bits) on interface 0
▶ Radiotap Header v0, Length 18
▶ 802.11 radio information
▼ IEEE 802.11 Acknowledgement, Flags: .....
  Type/Subtype: Acknowledgement (0x001d)
  Frame Control Field: 0xd400
    ....00 = Version: 0
    ....01.. = Type: Control frame (1)
    1101.... = Subtype: 13
  Flags: 0x00
    ....00 = DS status: Not leaving DS or network is operating in AD-HOC mode (To DS: 0 From DS: 0) (0x0)
    ....0.. = More Fragments: This is the last fragment
    ....0... = Retry: Frame is not being retransmitted
    ...0.... = PWR MGT: STA will stay up
    ..0.... = More Data: No data buffered
    .0.... = Protected flag: Data is not protected
    0... = Order flag: Not strictly ordered
    .000 0000 0000 0000 = Duration: 0 microseconds
    Receiver address: SmcNetwo_54:32:01 (00:13:f7:54:32:01)
  
```

Trama de confirmación (subtipo de tramas de control)

No pasa por el DS

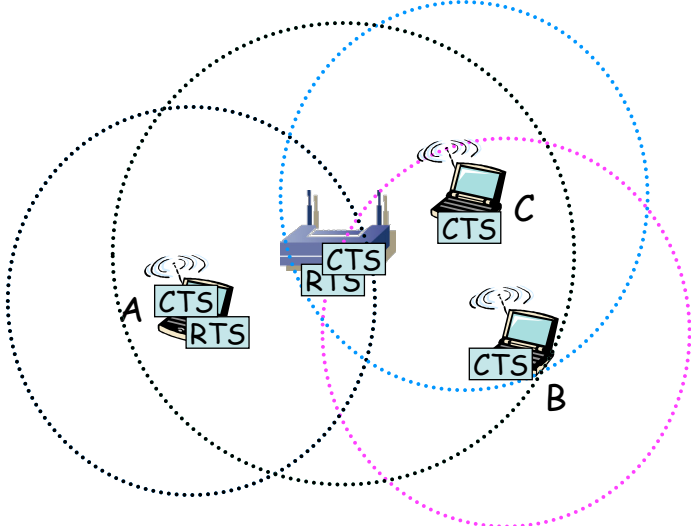
Solo incluye la dirección MAC del receptor (el que envió la de datos)



# Terminal oculto

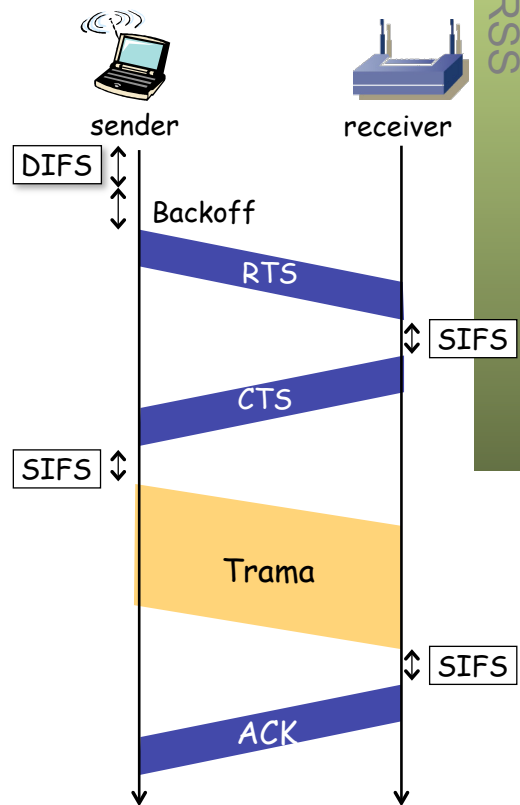
## Queremos evitar las colisiones

- Reservar previamente el canal con una trama corta (menor probabilidad de colisión)
- Request-To-Send (RTS) (puede colisionar) (...)
- Clear-To-Send (CTS) (nadie más transmite) (... ..)



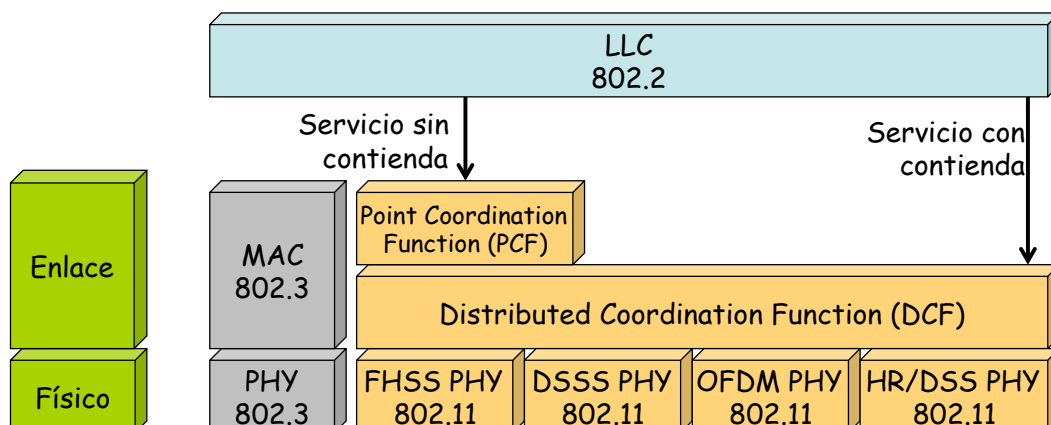
# CSMA/CA

- DIFS > SIFS
- RTS/CTS consume capacidad
- Utilizado en entornos con frecuente contienda
- Generalmente solo para tramas grandes
- Throughput obtenible limitado
- Unos 4-6Mbps en 802.11b a 11Mbps
- Unos 30Mbps en 802.11g y 802.11a a 54Mbps
- En un AP b/g si hay terminales de ambos se anuncia esto en los beacons y se usa RTC/CTS



# Subnivel MAC

- IEEE 802.3 (Ethernet) usa CSMA/CD
- IEEE 802.11 (Wi-Fi):
  - PCF = *Point Coordination Function*
    - Solo para modo infraestructura
    - Sin contienda (hay un coordinador)
    - Poco implementada



# 802.11: MACs nuevos

## Subnivel MAC

- IEEE 802.3 (Ethernet) usa CSMA/CD
- IEEE 802.11 (Wi-Fi):
  - HCF = *Hybrid Coordination Function*
  - QoS sin los requisitos rigurosos de PCF
  - Obligatorio para QoS STAs
  - 802.11e (parte de 802.11-2007)

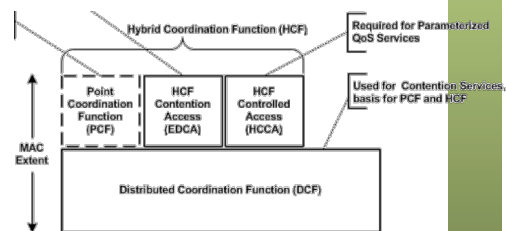
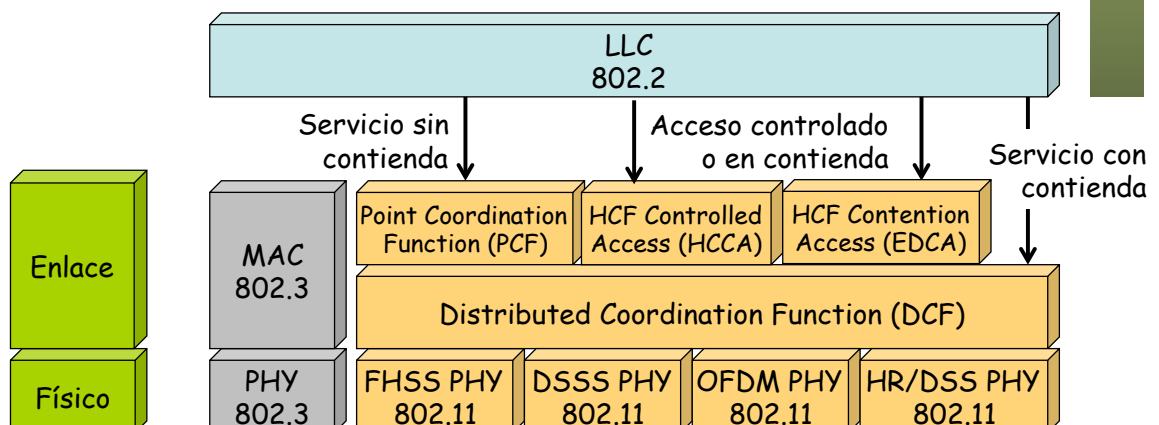


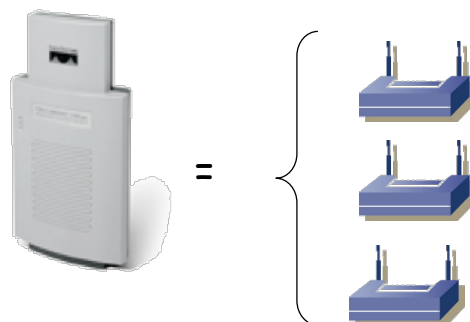
Figure 9-1—MAC architecture  
 IEEE 802.11-2007



# 802.11: MACs nuevos

## Multi-BSS APs

- Circuitos integrados para 802.11 originalmente soportaba un solo BSS
- Hoy en día son capaces de gestionar más de uno, con diferente SSID
- *Virtual Access Points*



# Fragmentación

- Servicio ofrecido en el nivel de enlace
- Divide trama grande en más pequeñas
- Cada fragmento es confirmado por separado
- El transmisor no libera el medio hasta enviar todos los fragmentos
- Aumenta la fiabilidad en la transmisión
- Solo se aplica a tramas *unicast*
- Atención a las diferencias con la fragmentación en el nivel de red

